

Timetable

Sunday 18 May – Saturday 13 December 2025

**Stansted, Cambridge
& Nottingham to
Birmingham & Cardiff**

Includes all services between Derby and Cheltenham Spa.



For live
train times,
check online
and on our
CrossCountry
app.

crosscountry



Welcome to CrossCountry

Ready for an adventure? Grab your bag and head down to the station – we can get you there. We've got loads of destinations stretching across the south of England, from Penzance in Cornwall all the way east to Cambridge, so wherever you're heading, bring us along on your journey.

We've popped our route map on the back of this timetable, so it's easy to see where we could take you. Wherever that may be, we'll do our best to make it easy, safe and enjoyable.

So let's skip the queues and get you on your way sooner. Just head to our website or CrossCountry app and buy your tickets there.



Easier and Cheaper Travel

Extra Flexibility

Changed plans? Change your train. We know that plans can change, so you can book with us with confidence. If you need to change the date and time of your Advance ticket, you won't be charged the £10 fee you might have had before.

Not only can you get great deals on Advance tickets for any train operator on our website, but you also have some wiggle room if your plans change.

Delay Repay


We always aim to get you to your final destination on time, but sometimes things don't go as planned. If your journey to the destination printed on your ticket has been delayed by 30 minutes, we will compensate you.

Looking for more information or the Terms & Conditions for delay repay? Pop onto our website crosscountrytrains.co.uk

Social Media

Keep up to date with the latest journey information by following us on X formerly known as Twitter, liking our Facebook page, or on our online customer contact service. We're online 24 hours a day, 7 days a week, so whatever the time or query, we will do our best to get back to you. Excludes Christmas Day and Boxing Day.

 @CrossCountryUK

 Facebook.com/Crosscountrytrains

 Instagram.com/Crosscountrytrains

For the
Journey
Ahead



WiFi

Fancy scrolling your way through the countryside? You can find free WiFi on all the services shown in this timetable. Though please note that our on-board WiFi is subject to availability.

First Class

Our colleagues on board will do everything to ensure your trip with us is a first class experience. On our Voyager trains we have a fantastic range of complimentary food and drink items available, served to you at your seat 7 days a week. All items and offers listed are subject to availability, may change or may be withdrawn at any time. Terms and conditions apply.

First Class is not available on our Turbostar trains which operate on the following routes:

- Nottingham – Birmingham New Street – Cardiff Central
- Birmingham New Street – Leicester – Stansted Airport

You can view details of first class availability within this timetable.

Seatfrog

Standard class ticket? Why not download the Seatfrog app now to bid on a First Class upgrade for selected CrossCountry journeys. You'll enjoy all the benefits the CrossCountry First Class experience offers. Get yours now at crosscountrytrains.co.uk/seatfrog

Food and Drink

Are you a sweet or savoury sort of person? Whatever you fancy, we've got a wide range on board. From hot and soft drinks to chilled beer and wine. Sandwiches and sweet treats to savoury snacks and hot food.* Our services with catering are shaded darker on your timetable, so take a quick look. Please note catering is provided on selected routes and is subject to availability.

We are continuously adapting our menu in line with customer feedback, so look out for amazing guest appearances and firm favourites.

Catering is only available on selected services.

*Our food and drink service, items and offers are subject to availability and may not be in operation on all scheduled services.

Telesales

If you can't get your ticket in advance from [crosscountrytrains.co.uk](https://www.crosscountrytrains.co.uk), pick up the phone and call our Telesales Team on 0371 244 2389 (calls to this number are charged at 7p per minute, some phone networks may be charged an additional fee).

Group Travel

Friends stick together. So why should they be apart when travelling by train? Use our group booking service at [crosscountrytrains.co.uk](https://www.crosscountrytrains.co.uk), for 10 or more passengers travelling together and we'll help you plan your journey and get you the best deal. Or you can call our dedicated group booking line on **0371 244 2388**

Passenger Assist

Sometimes, we all need a little help. That's why we offer a Passenger Assist service for those who need it when travelling with us.

You can request journey assistance online when buying your tickets at [crosscountrytrains.co.uk](https://www.crosscountrytrains.co.uk).

Just give us up to 2 hours' notice before you want to travel and we'll also help plan your journey and get the best deal. Or give us a call for extra assistance, journey options and buying tickets 24 hours before you intend to travel. Our lines are open 08:00-20:00 Monday to Saturday (except Christmas Day and Boxing Day).

Telephone **0800 030 9224** Textphone **0800 030 9230**

Train Swap

Flexible travel has been made even easier thanks to Train Swap from our partner, Seatfrog. You can now easily change your CrossCountry train without having to buy a new ticket, giving you the power to take control of your travel plans.

Swaps are open one day in advance and up to 15 minutes before the departure time of your original train, for available journeys, just 'Swap & Go'.

Find out more at

[crosscountrytrains.co.uk/train-swap](https://www.crosscountrytrains.co.uk/train-swap)

Changes to Train Times

If you're travelling with CrossCountry, sometimes we might need to change our timetables to allow for track improvement work. Before you travel, check your train times by visiting crosscountrytrains.co.uk

Bikes

You can bring your bike! Most of our trains have two reservable bike spaces and one for unreserved bikes on a first-come, first-serve basis. To avoid blocking the aisle and vestibule, keep an eye out for the bike symbol and store your bike in the designated area.

Bike reservations are free and can be made on our website, crosscountrytrains.co.uk/bike-reservations, X @CrossCountryUK or by calling **0371 244 2389** (calls are charged 7p per minute from BT landlines, calls from other operators may vary).

Luggage

Don't over-pack! When travelling by train, we recommend bringing one item of luggage, which measures a maximum of 90cm x 70cm x 30cm. You can pop smaller bags under your seat, on your lap or in overhead racks. But larger bags have designated luggage areas near the entrance to each coach and in coach D of our Voyager trains. You'll find labels on the exterior of our trains to point you in the right direction!

Please don't put your luggage on the seat beside you or in a doorway. Instead, speak to an on-board colleague if you haven't been able to find space. Any luggage over our recommendations might be subject to an additional charge on our services, in line with the National Rail Conditions of travel.

Transport Connections



Public Transport

Connecting to another public transport service?
Find details through:

National Rail nationalrail.co.uk or 03457 48 49 50
(24 hours, calls may be recorded)

Traveline traveline.info or 0871 200 22 33
(calls are charged 10p per minute
from BT landlines, calls from other
operators may vary)

Traintaxi™ traintaxi.co.uk

PlusBus tickets are available to buy online with your train tickets at crosscountrytrains.co.uk. They give you one day's unlimited travel on most bus or tram services connecting with major stations. Visit plusbus.info for more information.

Fox Connect

CrossCountry is pleased to support the new Fox Connect service, which conveniently links rural villages and out of town employment areas in South Leicestershire with Hinckley and Narborough railway stations. This is a Demand Responsive Transport initiative funded by the Department for Transport, and we are delighted to be the train operator at the railway stations the new easy-to-book transport link serves. For more information please visit crosscountrytrains.co.uk

International Travel

Jetting off somewhere nice? Our trains can get you direct to Birmingham International, Southampton and Stansted airports. Why not start your trip off without the worry of parking. Connections to other airports and ports are also available from many of our stations. Have a look at crosscountrytrains.co.uk for details.

When booking a connection, whether flying, ferrying or cruising, we recommend getting to your terminal two hours before the latest check-in time.

Using your Timetable

A Mondays to Fridays

B Features	C Period of operation and Notes		MO A	MX D	1 B	R D
	Aberdeen	d				
	Dundee	d				
	Glasgow Ctl	d				
	Motherwell	d				
	Haymarket	d		E	0420	
	Edinburgh	10 H d			0456	
	Dunbar	G d			-	
	Berwick-upon-Tweed	d			-	
	Alnmouth	d			0540	F 0640g

Note: Stations and times shown are examples only

- A** This timetable is divided by direction of travel and days of the week.
- B** The 'Features' line will have specific details relating to each service, like if seat reservations are recommended. See pages 10 and 11 for an explanation of the symbols used in this timetable.
- C** Notes in the 'Period of operation and Notes' line have the service operating dates/days and any additional stations the trains stop at.
- D** Stations along the route are on the left side of the timetable.
- E** The train stops here at the time shown. If shown with dark shading, an at-seat service of drinks and light refreshments is provided (subject to availability).
- F** Times shown in italics are connections – you'll need to change trains to arrive or depart here at the time displayed. A note alongside the time will indicate where you need to change.
- G** The letters 'a' and 'd' show whether the time shown is an arrival time ('a') or a departure time ('d').
- H** The minimum connection time (in minutes) that should be allowed when changing trains. When no figure is shown, allow a minimum of five minutes.

Keep your journey on track with live departure and arrival times, on the go, with our CrossCountry app.

Stansted, Cambridge & Leicester to Birmingham. Nottingham to Birmingham & Cardiff

(Includes all services between Derby & Bristol)

Mondays to Fridays

Notes: see page 95

Features

②

②

②

1

②

1

②

Period of operation and Notes

H

J

Stansted Airport →	d						
Audley End	d						
Cambridge	a						
Cambridge	d						
Ely 6	d						
Manea	d						
March	d						
Whittlesea	d						
Peterborough	a						
Peterborough 8	d						
Stamford	d						
Oakham	d						
Melton Mowbray	d						
Nottingham 8	d						
Beeston	d						
Attenborough	d						
Long Eaton	d						
Spondon	d						
Derby 6	a						
Derby	d					0610	
Willington	d					-	
Burton-on-Trent	d					0621	
Tamworth	d					0631	
Wilnecote	d					-	
Leicester	a					-	
Leicester	d					-	0618
South Wigston	d					-	0624
Narborough	d					-	0629
Hinckley	d					-	0638
Nuneaton	d					-	0645
Coleshill Parkway	d					-	0700
Water Orton	d					-	-
Birmingham New Street 12	a					0652	0715
Birmingham New Street	d		0500	0536	0642	0712	
University	a		-	-	-	-	
Worcestershire Parkway	d		-	-	-	-	
Ashchurch for Tewkesbury	d		-	0631	-	-	
Cheltenham Spa	d		0606	0641	0726	0801	
Gloucester 7	a		0616	0650	-	-	
Gloucester	d		0619	0653	-	-	
Bristol Parkway 7	a	0538d	-	-	0754	0829	
Bristol Temple Meads 10	a	0520d	-	-	0804	0839	
Lydney	a	-	0637	0711			
Chepstow	a	-	0647	0721			
Caldicot	a	-	0655	0729			
Severn Tunnel Junction	a	-	0658	0732			
Newport (South Wales)	a	0603	0709	0743			
Cardiff Central 7	a	0621	0724	0757			

Stansted, Cambridge & Leicester to Birmingham. Nottingham to Birmingham & Cardiff

(Includes all services between Derby & Bristol)

Mondays to Fridays

Notes: see page 95

Features

②

1

1

1

②

②

1

Period of operation and Notes

K

J

Stansted Airport →	d						
Audley End	d						
Cambridge	a						
Cambridge	d					0515	
Ely 6	d					0530	
Manea	d					-	
March	d					0547	
Whittlesea	d					0558	
Peterborough	a					0607	
Peterborough 8	d					0610	
Stamford	d					0623	
Oakham	d					0637	
Melton Mowbray	d					0648	
Nottingham 8	d	0600			0639	-	
Beeston	d	0606			0645	-	
Attenborough	d	0609			-	-	
Long Eaton	d	0620			-	-	
Spondon	d	0627			-	-	
Derby 6	a	0633			0701	-	
Derby	d	0638	0649		0705	-	0728
Willington	d	-	-		-	-	-
Burton-on-Trent	d	0649	-		0719	-	0738
Tamworth	d	0700	0707		0734	-	0749
Wilnecote	d	0704	-		-	-	-
Leicester	a	-	-		-	0705	-
Leicester	d	-	-		-	0707	-
South Wigston	d	-	-		-	-	-
Narborough	d	-	-		-	-	-
Hinckley	d	-	-		-	-	-
Nuneaton	d	-	-		-	0730	-
Coleshill Parkway	d	-	-		-	0745	-
Water Orton	d	-	-		-	-	-
Birmingham New Street 12	a	0723	0726		0756	0759	0806
Birmingham New Street	d		0730	0742			0812
University	a		0736	-			-
Worcestershire Parkway	d		0758	-			-
Ashchurch for Tewkesbury	d		-	-			-
Cheltenham Spa	d		0815	0826			0852
Gloucester 7	a		0824	-			-
Gloucester	d		0827	-			-
Bristol Parkway 7	a		-	0854			0920
Bristol Temple Meads 10	a		-	0906			0930
Lydney	a		-				
Chepstow	a		0853				
Caldicot	a		-				
Severn Tunnel Junction	a		-				
Newport (South Wales)	a		0911				
Cardiff Central 7	a		0925				

Please note : All direct services are shown in **bold**. Food and drink is available on services shown with dark shading.

For help: see 'Using Your Timetable' on page 9

			①	①	②	②	①	②
			G				J	
Stansted Apt→					0520			
Audley End					-			
Cambridge					0554			
Cambridge					0557			
Ely 6					0612			
Manea					0623			
March					0631			
Whittlesea					0642			
Peterboro					0652			
Peterboro 8					0654			
Stamford					0707			
Oakham					0721			
Melton Mowbray					0732			
Nottingham 8		0704			-	0737		
Beeston		0710			-	0743		
Attenborough		0713			-	-		
Long Eaton		0724			-	0752		
Spondon		-			-	-		
Derby 6		0734			-	0802		
Derby		0738	0751		-	0806	0828	
Willington		0745	-		-	-	-	
Burton		0752	0801		-	0818	0838	
Tamworth		0803	0812		-	0830	0849	
Wilnecote		0807	-		-	0834	-	
Leicester		-	-		0749	-	-	
Leicester	0722	-	-		0750	-	-	0818
South Wigston	0728	-	-		0756	-	-	-
Narborough	0733	-	-		0801	-	-	0828
Hinckley	0742	-	-		0809	-	-	0837
Nuneaton	0748	-	-		0816	-	-	0844
Coleshill	0803	-	-		0831	-	-	0900
Water Orton	0807	-	-		-	0844	-	-
Bham New St 12	0818	0825	0828		0845	0855	0907	0915
Bham New St		0830		0842			0912	
University		0836		-			-	
Worcester Pkwy		0858		0916			-	
Ashchurch		-		-			-	
Cheltenham		0915		0932			0952	
Gloucester 7		0926		-			-	
Gloucester		0927		-			-	
Bristol Pkwy 7		-		1001			1020	
Bristol TM 10		-		1012			1033	
Lydney		-						
Chepstow		0953						
Caldicot		-						
Severn Tnl Jn		-						
Newport		1010						
Cardiff Ctl 7		1025						

Stansted, Cambridge & Leicester to Birmingham. Nottingham to Birmingham & Cardiff

(Includes all services between Derby & Bristol)

Mondays to Fridays

Notes: see page 95

Features

1

1

⓪

⓪

1

Period of operation and Notes

H

J

Stansted Airport →	d				0612		
Audley End	d				-		
Cambridge	a				0644		
Cambridge	d				0657		
Ely 6	d				0712		
Manea	d				-		
March	d				0730		
Whittlesea	d				0741		
Peterborough	a				0750		
Peterborough 8	d				0754		
Stamford	d				0807		
Oakham	d				0821		
Melton Mowbray	d				0832		
Nottingham 8	d	0807			-	0839	
Beeston	d	0813			-	0845	
Attenborough	d	-			-	-	
Long Eaton	d	0827			-	0854	
Spondon	d	-			-	0901	
Derby 6	a	0838			-	0907	
Derby	d	0842	0853		-	0910	0931
Willington	d	-	-		-	-	-
Burton-on-Trent	d	0853	-		-	0921	0941
Tamworth	d	0905	-		-	0933	-
Wilnecote	d	-	-		-	0937	-
Leicester	a	-	-		0849	-	-
Leicester	d	-	-		0850	-	-
South Wigston	d	-	-		-	-	-
Narborough	d	-	-		-	-	-
Hinckley	d	-	-		-	-	-
Nuneaton	d	-	-		0909	-	-
Coleshill Parkway	d	-	-		0925	-	-
Water Orton	d	-	-		-	-	-
Birmingham New Street 12	a	0926	0928		0938	0955	1004
Birmingham New Street	d	0930		0942			1012
University	a	0936		-			-
Worcestershire Parkway	d	0958		1013			-
Ashchurch for Tewkesbury	d	-		-			-
Cheltenham Spa	d	1015		1029			1052
Gloucester 7	a	1026		-			-
Gloucester	d	1027		-			-
Bristol Parkway 7	a	-		1057			1121
Bristol Temple Meads 10	a	-		1107			1131
Lydney	a	1046					
Chepstow	a	-					
Caldicot	a	-					
Severn Tunnel Junction	a	-					
Newport (South Wales)	a	1111					
Cardiff Central 7	a	1125					

Please note : All direct services are shown in **bold**. Food and drink is available on services shown with dark shading.

For help: see 'Using Your Timetable' on page 9

⌚ 1 ⌚ ⌚ 1 ⌚
J

Stansted Apt.→				0721				
Audley End				0741				
Cambridge				0756				
Cambridge				0800				
Ely 6				0815				
Manea				0826				
March				0834				
Whittlesea				-				
Peterboro				0851				
Peterboro 8				0854				
Stamford				0907				
Oakham				0921				
Melton Mowbray				0932				
Nottingham 8		0907		-	0941			1006
Beeston		0913		-	-			1013
Attenborough		-		-	-			-
Long Eaton		0927		-	-			1027
Spondon		-		-	-			-
Derby 6		0937		-	1002			1038
Derby		0941		-	1007	1031		1041
Willington		-		-	1014	-		-
Burton		0953		-	1021	-		1053
Tamworth		1005		-	1033	1049		1105
Wilnecote		-		-	1037	-		-
Leicester		-		0949	-	-		-
Leicester	0915	-		0950	-	-	1016	-
South Wigston	-	-		-	-	-	1024	-
Narborough	0925	-		-	-	-	1029	-
Hinckley	0933	-		-	-	-	1038	-
Nuneaton	0943	-		1009	-	-	1045	-
Coleshill	0958	-		1025	-	-	1100	-
Water Orton	1002	-		-	-	-	-	-
Bham New St 12	1015	1027		1038	1055	1106	1115	1123
Bham New St		1030	1042			1112		1130
University		1036	-			-		1136
Worcester Pkwy		1058	1112			-		1158
Ashchurch		-	-			-		-
Cheltenham		1115	1129			1152		1215
Gloucester 7		1127	-			-		1226
Gloucester		1127	-			-		1227
Bristol Pkwy 7		-	1157			1220		-
Bristol TM 10		-	1207			1232		-
Lydney		-						-
Chepstow		1155						1253
Caldicot		-						-
Severn Tnl Jn		-						-
Newport		1212						1311
Cardiff Ctl 7		1226						1325

Stansted, Cambridge & Leicester to Birmingham. Nottingham to Birmingham & Cardiff

(Includes all services between Derby & Bristol)

Mondays to Fridays

Notes: see page 95

Features		1	1	2	2	1	2
Period of operation and Notes		G				L	
Stansted Airport →	d			0826			
Audley End	d			-			
Cambridge	a			0858			
Cambridge	d			0900			
Ely 6	d			0915			
Manea	d			-			
March	d			0932			
Whittlesea	d			-			
Peterborough	a			0949			
Peterborough 8	d			0954			
Stamford	d			1007			
Oakham	d			1021			
Melton Mowbray	d			1032			
Nottingham 8	d			-	1041		
Beeston	d			-	-		
Attenborough	d			-	-		
Long Eaton	d			-	-		
Spondon	d			-	-		
Derby 6	a			-	1102		
Derby	d	1055		-	1110	1131	
Willington	d	-		-	-	-	
Burton-on-Trent	d	-		-	1121	-	
Tamworth	d	-		-	1133	-	
Wilnecote	d	-		-	1137	-	
Leicester	a	-		1049	-	-	
Leicester	d	-		1050	-	-	1118
South Wigston	d	-		-	-	-	-
Narborough	d	-		-	-	-	1128
Hinckley	d	-		-	-	-	1136
Nuneaton	d	-		1109	-	-	1143
Coleshill Parkway	d	-		1125	-	-	1158
Water Orton	d	-		-	-	-	1202
Birmingham New Street 12	a	1126		1138	1155	1204	1213
Birmingham New Street	d		1142			1212	
University	a		-			-	
Worcestershire Parkway	d		1212			-	
Ashchurch for Tewkesbury	d		-			-	
Cheltenham Spa	d		1235			1252	
Gloucester 7	a		-			-	
Gloucester	d		-			-	
Bristol Parkway 7	a		1308			1321	
Bristol Temple Meads 10	a		1321			1332	
Lydney	a						
Chepstow	a						
Caldicot	a						
Severn Tunnel Junction	a						
Newport (South Wales)	a						
Cardiff Central 7	a						

Please note : All direct services are shown in **bold**. Food and drink is available on services shown with dark shading.

For help: see 'Using Your Timetable' on page 9

		1	⌚	⌚	1	⌚	1
					J		G
Stansted Apt.→			0921				
Audley End			-				
Cambridge			0956				
Cambridge			1000				
Ely 6			1015				
Manea			-				
March			1032				
Whittlesea			-				
Peterboro			1049				
Peterboro 8			1054				
Stamford			1107				
Oakham			1121				
Melton Mowbray			1132				
Nottingham 8	1107		-	1141		1207	
Beeston	1113		-	-		1213	
Attenborough	-		-	-		-	
Long Eaton	1124		-	-		1224	
Spondon	-		-	-		-	
Derby 6	1135		-	1203		1234	
Derby	1138		-	1210	1231	1238	1255
Willington	-		-	-	-	-	-
Burton	1151		-	1221	-	1251	-
Tamworth	1203		-	1232	1249	1303	-
Wilnecote	-		-	1236	-	-	-
Leicester	-		1149	-	-	-	-
Leicester	-		1150	-	-	1218	-
South Wigston	-		-	-	-	1224	-
Narborough	-		-	-	-	1229	-
Hinckley	-		-	-	-	1238	-
Nuneaton	-		1209	-	-	1245	-
Coleshill	-		1225	-	-	1300	-
Water Orton	-		-	-	-	-	-
Bham New St 12	1226		1238	1255	1306	1314	1326
Bham New St	1230	1242			1312		1330
University	1236	-			-		1336
Worcester Pkwy	1258	1312			-		1358
Ashchurch	-	-			-		-
Cheltenham	1315	1329			1352		1415
Gloucester 7	1326	-			-		1426
Gloucester	1327	-			-		1427
Bristol Pkwy 7	-	1357			1420		-
Bristol TM 10	-	1408			1432		-
Lydney	1346						-
Chepstow	-						1453
Caldicot	-						-
Severn Tnl Jn	-						-
Newport	1411						1510
Cardiff Ctl 7	1425						1525

Stansted, Cambridge & Leicester to Birmingham. Nottingham to Birmingham & Cardiff

(Includes all services between Derby & Bristol)

Mondays to Fridays

Notes: see page 95

Features

1

2

1

2

Period of operation and Notes

J

Stansted Airport →	d		1027				
Audley End	d		-				
Cambridge	a		1056				
Cambridge	d		1100				
Ely 6	d		1115				
Manea	d		-				
March	d		1132				
Whittlesea	d		-				
Peterborough	a		1149				
Peterborough 8	d		1154				
Stamford	d		1207				
Oakham	d		1221				
Melton Mowbray	d		1232				
Nottingham 8	d		-	1241			1307
Beeston	d		-	-			1313
Attenborough	d		-	-			-
Long Eaton	d		-	-			1325
Spondon	d		-	-			-
Derby 6	a		-	1304			1336
Derby	d		-	1310	1331		1340
Willington	d		-	1317	-		-
Burton-on-Trent	d		-	1324	1341		1351
Tamworth	d		-	1336	-		1403
Wilnecote	d		-	-	-		-
Leicester	a		1249	-	-		-
Leicester	d		1250	-	-	1318	-
South Wigston	d		-	-	-	-	-
Narborough	d		-	-	-	1328	-
Hinckley	d		-	-	-	1336	-
Nuneaton	d		1309	-	-	1343	-
Coleshill Parkway	d		1325	-	-	1358	-
Water Orton	d		-	-	-	1402	-
Birmingham New Street 12	a		1338	1356	1404	1414	1423
Birmingham New Street	d	1342			1412		1430
University	a	-			-		1436
Worcestershire Parkway	d	1413			-		1458
Ashchurch for Tewkesbury	d	-			-		-
Cheltenham Spa	d	1430			1452		1515
Gloucester 7	a	-			-		1526
Gloucester	d	-			-		1527
Bristol Parkway 7	a	1458			1520		-
Bristol Temple Meads 10	a	1513			1534		-
Lydney	a						-
Chepstow	a						1553
Caldicot	a						-
Severn Tunnel Junction	a						-
Newport (South Wales)	a						1610
Cardiff Central 7	a						1625

Please note : All direct services are shown in **bold**. Food and drink is available on services shown with dark shading.

For help: see 'Using Your Timetable' on page 9

	1	⌚	1	⌚	1	1
			J		G	H
Stansted Apt→	1127					
Audley End	-					
Cambridge	1156					
Cambridge	1200					
Ely 6	1215					
Manea	-					
March	1232					
Whittlesea	-					
Peterboro	1249					
Peterboro 8	1254					
Stamford	1307					
Oakham	1321					
Melton Mowbray	1332					
Nottingham 8	-	1341			1407	
Beeston	-	-			1413	
Attenborough	-	-			-	
Long Eaton	-	-			1424	
Spondon	-	-			-	
Derby 6	-	1402			1435	
Derby	-	1410	1431		1439	1453
Willington	-	-	-		-	-
Burton	-	1421	-		1450	-
Tamworth	-	1433	1449		1502	-
Wilnecote	-	1437	-		-	-
Leicester	1349	-	-		-	-
Leicester	1350	-	-	1418	-	-
South Wigston	-	-	-	1424	-	-
Narborough	-	-	-	1429	-	-
Hinckley	-	-	-	1438	-	-
Nuneaton	1409	-	-	1445	-	-
Coleshill	1425	-	-	1500	-	-
Water Orton	-	-	-	-	-	-
Bham New St 12	1438	1456	1506	1515	1523	1528
Bham New St	1442		1512		1530	1542
University	-		-		1536	-
Worcester Pkwy	1512		-		1558	1615
Ashchurch	-		-		-	-
Cheltenham	1529		1552		1615	1631
Gloucester 7	-		-		1626	-
Gloucester	-		-		1627	-
Bristol Pkwy 7	1558		1620		-	1659
Bristol TM 10	1609		1631		-	1709
Lydney					1646	
Chepstow					1655	
Caldicot					-	
Severn Tnl Jn					-	
Newport					1712	
Cardiff Ctl 7					1726	

Stansted, Cambridge & Leicester to Birmingham. Nottingham to Birmingham & Cardiff

(Includes all services between Derby & Bristol)

Mondays to Fridays

Notes: see page 95

Features



Period of operation and Notes

J

Stansted Airport →	d	1227					
Audley End	d	-					
Cambridge	a	1256					
Cambridge	d	1300					
Ely 6	d	1315					
Manea	d	-					
March	d	1332					
Whittlesea	d	-					
Peterborough	a	1349					
Peterborough 8	d	1354					
Stamford	d	1407					
Oakham	d	1421					
Melton Mowbray	d	1432					
Nottingham 8	d	-	1441			1507	
Beeston	d	-	-			1513	
Attenborough	d	-	-			-	
Long Eaton	d	-	-			1524	
Spondon	d	-	-			-	
Derby 6	a	-	1504			1535	
Derby	d	-	1510	1530		1538	
Willington	d	-	1517	-		-	
Burton-on-Trent	d	-	1524	1540		1550	
Tamworth	d	-	1537	-		1602	
Wilnecote	d	-	-	-		-	
Leicester	a	1449	-	-		-	
Leicester	d	1450	-	-	1518	-	
South Wigston	d	-	-	-	-	-	
Narborough	d	-	-	-	1528	-	
Hinckley	d	-	-	-	1536	-	
Nuneaton	d	1509	-	-	1543	-	
Coleshill Parkway	d	1525	-	-	1558	-	
Water Orton	d	-	-	-	1602	-	
Birmingham New Street 12	a	1538	1600	1604	1615	1623	
Birmingham New Street	d			1612		1630	1642
University	a			-		1636	-
Worcestershire Parkway	d			-		1658	1713
Ashchurch for Tewkesbury	d			-		1709	-
Cheltenham Spa	d			1652		1719	1731
Gloucester 7	a			-		1727	-
Gloucester	d			-		1730	-
Bristol Parkway 7	a			1720		-	1759
Bristol Temple Meads 10	a			1731		-	1809
Lydney	a					1749	
Chepstow	a					-	
Caldicot	a					-	
Severn Tunnel Junction	a					-	
Newport (South Wales)	a					1814	
Cardiff Central 7	a					1828	

Please note : All direct services are shown in **bold**. Food and drink is available on services shown with dark shading.

For help: see 'Using Your Timetable' on page 9

			②	①	②	②	①	①
			J			G		
Stansted Apt→	1327							1427
Audley End	-							-
Cambridge	1356							1456
Cambridge	1400							1500
Ely ⑥	1415							1515
Manea	-							-
March	1432							1532
Whittlesea	-							-
Peterboro	1449							1549
Peterboro ⑧	1454							1554
Stamford	1507							1607
Oakham	1521							1621
Melton Mowbray	1532							1632
Nottingham ⑧	-	1541			1607			-
Beeston	-	-			1613			-
Attenborough	-	-			-			-
Long Eaton	-	-			1624			-
Spondon	-	-			-			-
Derby ⑥	-	1601			1635			-
Derby	-	1610	1631		1638	1654		-
Willington	-	-	-		-	-		-
Burton	-	1621	-		1650	-		-
Tamworth	-	1634	1649		1703	-		-
Wilnecote	-	1638	-		-	-		-
Leicester	1549	-	-		-	-		1649
Leicester	1550	-	-	1618	-	-		1650
South Wigston	-	-	-	1624	-	-		-
Narborough	-	-	-	1629	-	-		-
Hinckley	-	-	-	1638	-	-		-
Nuneaton	1609	-	-	1646	-	-		1709
Coleshill	1625	-	-	1701	-	-		1725
Water Orton	-	-	-	-	-	-		-
Bham New St ⑫	1638	1657	1706	1715	1723	1727		1738
Bham New St			1712		1730		1742	
University			-		1736		-	
Worcester Pkwy			-		1758		1813	
Ashchurch			-		1809		-	
Cheltenham			1752		1819		1831	
Gloucester ⑦			-		1827		-	
Gloucester			-		1830		-	
Bristol Pkwy ⑦			1820		-		1900	
Bristol TM ⑩			1833		-		1913	
Lydney					-			
Chepstow					-			
Caldicot					-			
Severn Tnl Jn					-			
Newport					1913			
Cardiff Ctl ⑦					1927			

Stansted, Cambridge & Leicester to Birmingham. Nottingham to Birmingham & Cardiff

(Includes all services between Derby & Bristol)

Mondays to Fridays

Notes: see page 95

Features



Period of operation and Notes

J1

Stansted Airport →	d					
Audley End	d					
Cambridge	a					
Cambridge	d					
Ely 6	d					
Manea	d					
March	d					
Whittlesea	d					
Peterborough	a					
Peterborough 8	d					
Stamford	d					
Oakham	d					
Melton Mowbray	d					
Nottingham 3	d	1641			1707	
Beeston	d	-			1713	
Attenborough	d	-			-	
Long Eaton	d	-			1724	
Spondon	d	-			-	
Derby 6	a	1703			1735	
Derby	d	1709	1731		1738	
Willington	d	1717	-		-	
Burton-on-Trent	d	1723	1741		1750	
Tamworth	d	1735	-		1802	
Wilnecote	d	1739	-		-	
Leicester	a	-	-		-	
Leicester	d	-	-		1718	-
South Wigston	d	-	-		1724	-
Narborough	d	-	-		1729	-
Hinckley	d	-	-		1738	-
Nuneaton	d	-	-		1745	-
Coleshill Parkway	d	-	-		1800	-
Water Orton	d	-	-		-	-
Birmingham New Street 12	a	1756	1807		1815	1823
Birmingham New Street	d		1812			1830
University	a		-			1836
Worcestershire Parkway	d		-			1858
Ashchurch for Tewkesbury	d		-			-
Cheltenham Spa	d		1852			1915
Gloucester 7	a		1900			1924
Gloucester	d		1907	1912		-
Bristol Parkway 7	a		1933	-		1958
Bristol Temple Meads 10	a		1945	-		2008
Lydney	a			-		
Chepstow	a			-		
Caldicot	a			-		
Severn Tunnel Junction	a			-		
Newport (South Wales)	a			1952		
Cardiff Central 7	a			2007		

Please note : All direct services are shown in **bold**. Food and drink is available on services shown with dark shading.

For help: see 'Using Your Timetable' on page 9

⌚ 1 ⌚ ⌚ 1 ⌚ ⌚

Stansted Apt→	1522						1627	
Audley End	-						-	
Cambridge	1556						1656	
Cambridge	1600						1700	
Ely 6	1615						1715	
Manea	1626						-	
March	1634						1733	
Whittlesea	-						-	
Peterboro	1651						1751	
Peterboro 8	1653						1754	
Stamford	1707						1807	
Oakham	1721						1821	
Melton Mowbray	1732						1832	
Nottingham 8	-	1741			1805		-	1845
Beeston	-	-			1811		-	-
Attenborough	-	-			-		-	-
Long Eaton	-	1753			1821		-	-
Spondon	-	1800			-		-	-
Derby 6	-	1806			1831		-	1909
Derby	-	1810	1831		1838	1853	-	1912
Willington	-	1817	-		-	-	-	-
Burton	-	1824	-		1850	-	-	1923
Tamworth	-	1836	1849		1902	-	-	1935
Wilnecote	-	-	-		-	-	-	1939
Leicester	1749	-	-		-	-	1849	-
Leicester	1750	-	-	1818	-	-	1850	-
South Wigston	1756	-	-	1824	-	-	-	-
Narborough	1801	-	-	1829	-	-	-	-
Hinckley	1809	-	-	1838	-	-	-	-
Nuneaton	1816	-	-	1845	-	-	1909	-
Coleshill	1831	-	-	1900	-	-	1925	-
Water Orton	-	-	-	-	-	-	-	-
Bham New St 12	1845	1855	1907	1915	1923	1930	1938	1956
Bham New St			1912		1930			
University			-		1936			
Worcester Pkwy			-		1958			
Ashchurch			-		-			
Cheltenham			1953		2015			
Gloucester 7			-		2023			
Gloucester			-		2027			
Bristol Pkwy 7			2021		-			
Bristol TM 10			2032		-			
Lydney					-			
Chepstow					-			
Caldicot					-			
Severn Tnl Jn					-			
Newport					2108			
Cardiff Ctl 7					2126			

Stansted, Cambridge & Leicester to Birmingham. Nottingham to Birmingham & Cardiff

(Includes all services between Derby & Bristol)

Mondays to Fridays

Notes: see page 95

Features		1	2	3	4	5
Period of operation and Notes		J		A		
Stansted Airport →	d				1727	
Audley End	d				-	
Cambridge	a				1756	
Cambridge	d				1800	
Ely 6	d				1815	
Manea	d				1826	
March	d				1834	
Whittlesea	d				-	
Peterborough	a				1851	
Peterborough 8	d				1854	
Stamford	d				1907	
Oakham	d				1921	
Melton Mowbray	d				1932	
Nottingham 3	d			1908	-	1935
Beeston	d			1914	-	1941
Attenborough	d			-	-	-
Long Eaton	d			1928	-	1951
Spondon	d			-	-	-
Derby 6	a			1938	-	2004
Derby	d	1931		1943	-	2010
Willington	d	-		-	-	-
Burton-on-Trent	d	1942		1954	-	2021
Tamworth	d	-		2006	-	2033
Wilnecote	d	-		-	-	2037
Leicester	a	-		-	1949	-
Leicester	d	-	1918	-	1950	-
South Wigston	d	-	1924	-	-	-
Narborough	d	-	1929	-	-	-
Hinckley	d	-	1938	-	-	-
Nuneaton	d	-	1945	-	2009	-
Coleshill Parkway	d	-	2000	-	2025	-
Water Orton	d	-	-	-	-	-
Birmingham New Street 12	a	2007	2015	2026	2038	2055
Birmingham New Street	d	2012		2030		2107
University	a	-		2036		-
Worcestershire Parkway	d	-		2058		-
Ashchurch for Tewkesbury	d	-		-		-
Cheltenham Spa	d	2052		2115		2152
Gloucester 7	a	-		2124		2200
Gloucester	d	-		2125		2205
Bristol Parkway 7	a	2121		-		2231
Bristol Temple Meads 10	a	2136		-		2243
Lydney	a			2144		
Chepstow	a			2153		
Caldicot	a			2202		
Severn Tunnel Junction	a			2205		
Newport (South Wales)	a			2217		
Cardiff Central 7	a			2236		

Please note : All direct services are shown in **bold**. Food and drink is available on services shown with dark shading.

For help: see 'Using Your Timetable' on page 9

	EMR	⌚	⌚	⌚	1	⌚	EMR	⌚	⌚
Stansted Apt.→			1821						1921
Audley End			-						-
Cambridge			1856						1956
Cambridge			1900						2000
Ely 6			1915						2015
Manea			-						-
March			1932						2032
Whittlesea			-						-
Peterboro			1949						2051
Peterboro 8			1954				2006		2053
Stamford			2007				2022		2107
Oakham	2006		2021				2038		2121
Melton Mowbray	2017a		2032				2052		2132
Nottingham 8			-	2041			2231a		-
Beeston			-	2047			2224a		-
Attenborough			-	-			2220a		-
Long Eaton			-	2056			-		-
Spondon			-	-			-		-
Derby 6			-	2106			-		-
Derby			-	2110	2131		-		-
Willington			-	2117	-		-		-
Burton			-	2124	2141		-		-
Tamworth			-	2136	2151		-		-
Wilnecote			-	2140	-		-		-
Leicester			2049	-	-		2117		2149
Leicester	2020		2050	-	-		2118		2150
South Wigston	2026		-	-	-		2124		-
Narborough	2031		-	-	-		2129		-
Hinckley	2040		-	-	-		2138		-
Nuneaton	2047	2109	-	-	-		2145	2209	
Coleshill	2102	2125	-	-	-		2200	2225	
Water Orton	-	-	-	-	-		-	-	-
Bham New St 12	2116	2138	2158	2208			2215	2238	
Bham New St				2212					
University				-					
Worcester Pkwy				-					
Ashchurch				-					
Cheltenham				2252					
Gloucester 7				-					
Gloucester				-					
Bristol Pkwy 7				2320					
Bristol TM 10				2330					
Lydney									
Chepstow									
Caldicot									
Severn Tnl Jn									
Newport									
Cardiff Ctl 7									

Stansted, Cambridge & Leicester to Birmingham. Nottingham to Birmingham & Cardiff

(Includes all services between Derby & Bristol)

Mondays to Fridays

Notes: see page 95

Features



Period of operation and Notes

Stansted Airport →	d				2027	2127	2227
Audley End	d				-	2141	2241
Cambridge	a				2056	2156	2256
Cambridge	d				2100		
Ely 6	d				2117		
Manea	d				-		
March	d				2134		
Whittlesea	d				-		
Peterborough	a				2152		
Peterborough 8	d				2200		
Stamford	d				2213		
Oakham	d				2227		
Melton Mowbray	d				2238		
Nottingham 8	d	2136			-		
Beeston	d	2142			-		
Attenborough	d	2145			-		
Long Eaton	d	2153			-		
Spondon	d	2200			-		
Derby 6	a	2206			-		
Derby	d	2210		2250	-		
Willington	d	-		-	-		
Burton-on-Trent	d	2221		2300	-		
Tamworth	d	2232		2310	-		
Wilnecote	d	2236		-	-		
Leicester	a	-		-	2255		
Leicester	d	-	2225	-	2256		
South Wigston	d	-	2231	-	-		
Narborough	d	-	2236	-	-		
Hinckley	d	-	2246	-	-		
Nuneaton	d	-	2252	-	2316		
Coleshill Parkway	d	-	2308	-	2331		
Water Orton	d	-	-	-	-		
Birmingham New Street 12	a	2301	2322	2328	2344		
Birmingham New Street	d						
University	a						
Worcestershire Parkway	d						
Ashchurch for Tewkesbury	d						
Cheltenham Spa	d						
Gloucester 7	a						
Gloucester	d						
Bristol Parkway 7	a						
Bristol Temple Meads 10	a						
Lydney	a						
Chepstow	a						
Caldicot	a						
Severn Tunnel Junction	a						
Newport (South Wales)	a						
Cardiff Central 7	a						

Please note : All direct services are shown in **bold**. Food and drink is available on services shown with dark shading.

For help: see 'Using Your Timetable' on page 9

⑦

Stansted Apt→	2257							
Audley End	2310							
Cambridge	2326							
Cambridge								
Ely 6								
Manea								
March								
Whittlesea								
Peterboro								
Peterboro 8								
Stamford								
Oakham								
Melton Mowbray								
Nottingham 8								
Beeston								
Attenborough								
Long Eaton								
Spondon								
Derby 6								
Derby								
Willington								
Burton								
Tamworth								
Wilnecote								
Leicester								
Leicester								
South Wigston								
Narborough								
Hinckley								
Nuneaton								
Coleshill								
Water Orton								
Bham New St 12								
Bham New St								
University								
Worcester Pkwy								
Ashchurch								
Cheltenham								
Gloucester 7								
Gloucester								
Bristol Pkwy 7								
Bristol TM 10								
Lydney								
Chepstow								
Caldicot								
Severn Tnl Jn								
Newport								
Cardiff Ctl 7								

Stansted, Cambridge & Leicester to Birmingham. Nottingham to Birmingham & Cardiff

(Includes all services between Derby & Bristol)

Saturdays

Notes: see page 95

Features

②

②

1

②

②

1

Period of operation and Notes

H

J

Stansted Airport →	d						
Audley End	d						
Cambridge	a						
Cambridge	d						
Ely 6	d						
Manea	d						
March	d						
Whittlesea	d						
Peterborough	a						
Peterborough 8	d						
Stamford	d						
Oakham	d						
Melton Mowbray	d						
Nottingham 8	d						0600
Beeston	d						0606
Attenborough	d						0609
Long Eaton	d						0617
Spondon	d						0624
Derby 6	a						0631
Derby	d					0610	0637
Willington	d					-	-
Burton-on-Trent	d					0620	0649
Tamworth	d					0630	0702
Wilnecote	d					-	0706
Leicester	a					-	-
Leicester	d				0548	-	-
South Wigston	d				0554	-	-
Narborough	d				0559	-	-
Hinckley	d				0608	-	-
Nuneaton	d				0615	-	-
Coleshill Parkway	d				0630	-	-
Water Orton	d				-	-	-
Birmingham New Street 12	a				0645	0648	0725
Birmingham New Street	d	0500	0542	0641		0712	0730
University	a	-	-	-		-	0736
Worcestershire Parkway	d	-	-	-		-	0758
Ashchurch for Tewkesbury	d	-	0634	-		-	-
Cheltenham Spa	d	0604	0644	0726		0752	0815
Gloucester 7	a	0613	0653	-		-	0824
Gloucester	d	0619	0657	-		-	0827
Bristol Parkway 7	a	-	-	0755		0820	-
Bristol Temple Meads 10	a	-	-	0805		0834	-
Lydney	a	0637	0715				-
Chepstow	a	0647	0725				0852
Caldicot	a	0655	0733				-
Severn Tunnel Junction	a	0658	0736				-
Newport (South Wales)	a	0709	0749				0910
Cardiff Central 7	a	0724	0806				0926

Times may vary at weekends to allow track improvement work to take place. Please check before travelling by visiting crosscountrytrains.co.uk or calling National Rail Enquiries on 03457 48 49 50

Please note : All direct services are shown in **bold**. Food and drink is available on services shown with dark shading.

For help: see 'Using Your Timetable' on page 9

	1	Z	Z	Z	1	1	1	Z
			K		J		G	
Stansted Apt→								0527
Audley End								-
Cambridge								0553
Cambridge			0515					0557
Ely 6			0530					0612
Manea			-					0623
March			0547					0631
Whittlesea			0558					0642
Peterboro			0608					0652
Peterboro 8			0610					0654
Stamford			0623					0707
Oakham			0637					0721
Melton Mowbray			0648					0732
Nottingham 8		0642	-		0706			-
Beeston		0648	-		0712			-
Attenborough		-	-		-			-
Long Eaton		-	-		0721			-
Spondon		-	-		-			-
Derby 6		0703	-		0731			-
Derby		0713	-	0728	0736	0751		-
Willington		-	-	-	0743	-		-
Burton		0723	-	0738	0750	0803		-
Tamworth		0734	-	0749	0803	0813		-
Wilnecote		-	-	-	0807	-		-
Leicester		-	0705	-	-	-		0749
Leicester		-	0708	-	-	-		0750
South Wigston		-	-	-	-	-		-
Narborough		-	-	-	-	-		-
Hinckley		-	-	-	-	-		-
Nuneaton		-	0730	-	-	-		0809
Coleshill		-	0747	-	-	-		0825
Water Orton		-	-	-	-	-		-
Bham New St 12		0756	0802	0806	0826	0832		0838
Bham New St	0742			0812	0830		0842	
University	-			-	0836		-	
Worcester Pkwy	-			-	0858		0912	
Ashchurch	-			-	-		-	
Cheltenham	0829			0852	0915		0929	
Gloucester 7	-			-	0926		-	
Gloucester	-			-	0927		-	
Bristol Pkwy 7	0857			0920	-		0958	
Bristol TM 10	0907			0931	-		1008	
Lydney					-			
Chepstow					0953			
Caldicot					-			
Severn Tnl Jn					-			
Newport					1010			
Cardiff Ctl 7					1026			

Stansted, Cambridge & Leicester to Birmingham. Nottingham to Birmingham & Cardiff

(Includes all services between Derby & Bristol)

Saturdays

Notes: see page 95

Features		②	1	②	1	②	1
Period of operation and Notes		J					H
Stansted Airport →	d						
Audley End	d						
Cambridge	a						
Cambridge	d						
Ely 6	d						
Manea	d						
March	d						
Whittlesea	d						
Peterborough	a						
Peterborough 8	d						
Stamford	d						
Oakham	d						
Melton Mowbray	d						
Nottingham 3	d	0737			0807		
Beeston	d	0743			0813		
Attenborough	d	-			-		
Long Eaton	d	0752			0826		
Spondon	d	-			-		
Derby 6	a	0802			0837		
Derby	d	0806	0828		0842	0853	
Willington	d	-	-		-	-	
Burton-on-Trent	d	0818	0838		0853	-	
Tamworth	d	0829	0848		0904	-	
Wilnecote	d	0833	-		-	-	
Leicester	a	-	-		-	-	
Leicester	d	-	-	0816	-	-	
South Wigston	d	-	-	0822	-	-	
Narborough	d	-	-	0827	-	-	
Hinckley	d	-	-	0836	-	-	
Nuneaton	d	-	-	0845	-	-	
Coleshill Parkway	d	-	-	0900	-	-	
Water Orton	d	0844	-	-	-	-	
Birmingham New Street 12	a	0855	0905	0914	0924	0927	
Birmingham New Street	d		0912		0930		0942
University	a		-		0936		-
Worcestershire Parkway	d		-		0958		1012
Ashchurch for Tewkesbury	d		-		-		-
Cheltenham Spa	d		0952		1015		1029
Gloucester 7	a		-		1026		-
Gloucester	d		-		1027		-
Bristol Parkway 7	a		1020		-		1057
Bristol Temple Meads 10	a		1036		-		1108
Lydney	a				1046		
Chepstow	a				-		
Caldicot	a				-		
Severn Tunnel Junction	a				-		
Newport (South Wales)	a				1111		
Cardiff Central 7	a				1125		

Times may vary at weekends to allow track improvement work to take place. Please check before travelling by visiting crosscountrytrains.co.uk or calling National Rail Enquiries on 03457 48 49 50

Please note : All direct services are shown in **bold**. Food and drink is available on services shown with dark shading.

For help: see 'Using Your Timetable' on page 9

⌚ ⌚ 1 ⌚ 1 ⌚ ⌚
 J

Stansted Apt→	0627						0727	
Audley End	-						-	
Cambridge	0656						0756	
Cambridge	0658						0800	
Ely 6	0713						0815	
Manea	-						-	
March	0730						0832	
Whittlesea	0741						-	
Peterboro	0750						0849	
Peterboro 8	0754						0854	
Stamford	0807						0907	
Oakham	0821						0921	
Melton Mowbray	0832						0932	
Nottingham 8	-	0841			0906		-	0941
Beeston	-	-			0913		-	-
Attenborough	-	-			-		-	-
Long Eaton	-	-			0924		-	-
Spondon	-	0858			-		-	-
Derby 6	-	0904			0935		-	1002
Derby	-	0910	0933		0938		-	1007
Willington	-	-	-		-		-	1014
Burton	-	0921	0943		0950		-	1021
Tamworth	-	0933	-		1003		-	1033
Wilnecote	-	0937	-		-		-	1037
Leicester	0849	-	-		-		0949	-
Leicester	0850	-	-	0918	-		0950	-
South Wigston	-	-	-	-	-		-	-
Narborough	-	-	-	0928	-		-	-
Hinckley	-	-	-	0936	-		-	-
Nuneaton	0909	-	-	0943	-		1009	-
Colehill	0925	-	-	0958	-		1025	-
Water Orton	-	-	-	1002	-		-	-
Bham New St 12	0938	0955	1007	1015	1025		1038	1055
Bham New St			1012		1030	1042		
University			-		1036	-		
Worcester Pkwy			-		1058	1112		
Ashchurch			-		-	-		
Cheltenham			1052		1115	1129		
Gloucester 7			-		1126	-		
Gloucester			-		1127	-		
Bristol Pkwy 7			1121		-	1157		
Bristol TM 10			1134		-	1207		
Lydney					-			
Chepstow					1155			
Caldicot					-			
Severn Tnl Jn					-			
Newport					1212			
Cardiff Ctl 7					1226			

Stansted, Cambridge & Leicester to Birmingham. Nottingham to Birmingham & Cardiff

(Includes all services between Derby & Bristol)

Saturdays

Notes: see page 95

Features		1	2	1	1	2
Period of operation and Notes		J		G		
Stansted Airport →	d					0827
Audley End	d					-
Cambridge	a					0856
Cambridge	d					0900
Ely 6	d					0915
Manea	d					-
March	d					0932
Whittlesea	d					-
Peterborough	a					0949
Peterborough 8	d					0954
Stamford	d					1007
Oakham	d					1021
Melton Mowbray	d					1032
Nottingham 8	d			1007		-
Beeston	d			1013		-
Attenborough	d			-		-
Long Eaton	d			1024		-
Spondon	d			-		-
Derby 6	a			1034		-
Derby	d	1031		1038	1053	-
Willington	d	-		-	-	-
Burton-on-Trent	d	-		1050	-	-
Tamworth	d	1049		1103	-	-
Wilnecote	d	-		-	-	-
Leicester	a	-		-	-	1049
Leicester	d	-	1018	-	-	1050
South Wigston	d	-	1024	-	-	-
Narborough	d	-	1029	-	-	-
Hinckley	d	-	1038	-	-	-
Nuneaton	d	-	1045	-	-	1109
Coleshill Parkway	d	-	1100	-	-	1125
Water Orton	d	-	-	-	-	-
Birmingham New Street 12	a	1106	1115	1124	1127	1138
Birmingham New Street	d	1112		1130		1142
University	a	-		1136		-
Worcestershire Parkway	d	-		1158		1212
Ashchurch for Tewkesbury	d	-		-		-
Cheltenham Spa	d	1152		1215		1229
Gloucester 7	a	-		1226		-
Gloucester	d	-		1227		-
Bristol Parkway 7	a	1220		-		1258
Bristol Temple Meads 10	a	1235		-		1308
Lydney	a			-		
Chepstow	a			1253		
Caldicot	a			-		
Severn Tunnel Junction	a			-		
Newport (South Wales)	a			1310		
Cardiff Central 7	a			1325		

Times may vary at weekends to allow track improvement work to take place. Please check before travelling by visiting crosscountrytrains.co.uk or calling National Rail Enquiries on 03457 48 49 50

Please note : All direct services are shown in **bold**. Food and drink is available on services shown with dark shading.

For help: see 'Using Your Timetable' on page 9

	②	1 L	②	1	②	②	1 J
Stansted Apt.→					0927		
Audley End					-		
Cambridge					0956		
Cambridge					1000		
Ely 6					1015		
Manea					-		
March					1032		
Whittlesea					-		
Peterboro					1049		
Peterboro 8					1054		
Stamford					1107		
Oakham					1121		
Melton Mowbray					1132		
Nottingham 8	1041			1107	-	1141	
Beeston	-			1113	-	-	
Attenborough	-			-	-	-	
Long Eaton	-			1124	-	-	
Spondon	-			-	-	-	
Derby 6	1102			1135	-	1201	
Derby	1110	1131		1138	-	1210	1231
Willington	-	-		-	-	-	-
Burton	1121	1141		1150	-	1221	-
Tamworth	1133	-		1202	-	1233	1249
Wilnecote	1137	-		-	-	1237	-
Leicester	-	-		-	1149	-	-
Leicester	-	-	1118	-	1150	-	-
South Wigston	-	-	-	-	-	-	-
Narborough	-	-	1128	-	-	-	-
Hinckley	-	-	1136	-	-	-	-
Nuneaton	-	-	1143	-	1209	-	-
Coleshill	-	-	1158	-	1225	-	-
Water Orton	-	-	1202	-	-	-	-
Bham New St 12	1155	1206	1214	1223		1238	1256
Bham New St		1212		1230	1242		1306
University		-		1236	-		-
Worcester Pkwy		-		1258	1312		-
Ashchurch		-		-	-		-
Cheltenham		1252		1315	1329		1352
Gloucester 7		-		1326	-		-
Gloucester		-		1327	-		-
Bristol Pkwy 7		1320		-	1357		1420
Bristol TM 10		1332		-	1407		1435
Lydney				1346			
Chepstow				-			
Caldicot				-			
Severn Tnl Jn				-			
Newport				1411			
Cardiff Ctl 7				1425			

Stansted, Cambridge & Leicester to Birmingham. Nottingham to Birmingham & Cardiff

(Includes all services between Derby & Bristol)

Saturdays

Notes: see page 95

Features		②	1	1	②
Period of operation and Notes			G		
Stansted Airport →	d				1027
Audley End	d				-
Cambridge	a				1056
Cambridge	d				1100
Ely 6	d				1115
Manea	d				-
March	d				1132
Whittlesea	d				-
Peterborough	a				1149
Peterborough 8	d				1154
Stamford	d				1207
Oakham	d				1221
Melton Mowbray	d				1232
Nottingham 8	d	1207			- 1241
Beeston	d	1213			- -
Attenborough	d	-			- -
Long Eaton	d	1224			- -
Spondon	d	-			- -
Derby 6	a	1235			- 1301
Derby	d	1238	1253		- 1310
Willington	d	-	-		- 1317
Burton-on-Trent	d	1250	-		- 1324
Tamworth	d	1303	-		- 1336
Wilnecote	d	-	-		- -
Leicester	a	-	-		1249 -
Leicester	d	1218	-	-	1250 -
South Wigston	d	1224	-	-	- -
Narborough	d	1229	-	-	- -
Hinckley	d	1238	-	-	- -
Nuneaton	d	1245	-	-	1309 -
Coleshill Parkway	d	1300	-	-	1325 -
Water Orton	d	-	-	-	- -
Birmingham New Street 12	a	1315	1324	1327	1338 1355
Birmingham New Street	d		1330	1342	
University	a		1336	-	
Worcestershire Parkway	d		1358	1414	
Ashchurch for Tewkesbury	d		-	-	
Cheltenham Spa	d		1415	1430	
Gloucester 7	a		1426	-	
Gloucester	d		1427	-	
Bristol Parkway 7	a		-	1459	
Bristol Temple Meads 10	a		-	1511	
Lydney	a		-		
Chepstow	a		1453		
Caldicot	a		-		
Severn Tunnel Junction	a		-		
Newport (South Wales)	a		1510		
Cardiff Central 7	a		1525		

Times may vary at weekends to allow track improvement work to take place. Please check before travelling by visiting crosscountrytrains.co.uk or calling National Rail Enquiries on 03457 48 49 50

Please note : All direct services are shown in **bold**. Food and drink is available on services shown with dark shading.

For help: see 'Using Your Timetable' on page 9

	1 J	2 Z	1	1 J	2 Z
Stansted Apt→				1127	
Audley End				-	
Cambridge				1156	
Cambridge				1200	
Ely 6				1215	
Manea				-	
March				1232	
Whittlesea				-	
Peterboro				1249	
Peterboro 8				1254	
Stamford				1307	
Oakham				1321	
Melton Mowbray				1332	
Nottingham 8		1307		-	1341
Beeston		1313		-	-
Attenborough		-		-	-
Long Eaton		1324		-	-
Spondon		-		-	-
Derby 6		1335		-	1401
Derby	1331	1338		-	1410 1431
Willington	-	-		-	-
Burton	1341	1350		-	1421
Tamworth	-	1403		-	1433 1449
Wilnecote	-	-		-	1437
Leicester	-	-		1349	-
Leicester	-	1318		1350	-
South Wigston	-	-		-	-
Narborough	-	1328		-	-
Hinckley	-	1336		-	-
Nuneaton	-	1343		1409	-
Coleshill	-	1358		1425	-
Water Orton	-	1402		-	-
Bham New St 12	1404	1415	1425	1438	1456 1505 1515
Bham New St	1412		1430 1442		1512
University	-		1436	-	-
Worcester Pkwy	-		1458	1512	-
Ashchurch	-		-	-	-
Cheltenham	1452		1515 1529		1552
Gloucester 7	-		1526	-	-
Gloucester	-		1527	-	-
Bristol Pkwy 7	1520		-	1557	1620
Bristol TM 10	1536		-	1607	1632
Lydney			-		
Chepstow			1553		
Caldicot			-		
Severn Tnl Jn			-		
Newport			1611		
Cardiff Ctl 7			1625		

Stansted, Cambridge & Leicester to Birmingham. Nottingham to Birmingham & Cardiff

(Includes all services between Derby & Bristol)

Saturdays

Notes: see page 95

Features			1	1	1
Period of operation and Notes		G	H	J	
Stansted Airport →	d			1227	
Audley End	d			-	
Cambridge	a			1256	
Cambridge	d			1300	
Ely 6	d			1315	
Manea	d			-	
March	d			1332	
Whittlesea	d			-	
Peterborough	a			1350	
Peterborough 8	d			1354	
Stamford	d			1407	
Oakham	d			1421	
Melton Mowbray	d			1432	
Nottingham 8	d	1407		-	1441
Beeston	d	1413		-	-
Attenborough	d	-		-	-
Long Eaton	d	1424		-	-
Spondon	d	-		-	-
Derby 6	a	1435		-	1501
Derby	d	1438	1453	-	1510 1531
Willington	d	-	-	-	1517 -
Burton-on-Trent	d	1450	-	-	1524 1541
Tamworth	d	1503	-	-	1536 -
Wilnecote	d	-	-	-	- -
Leicester	a	-	-	1449	- -
Leicester	d	-	-	1450	- -
South Wigston	d	-	-	-	- -
Narborough	d	-	-	-	- -
Hinckley	d	-	-	-	- -
Nuneaton	d	-	-	1509	- -
Coleshill Parkway	d	-	-	1525	- -
Water Orton	d	-	-	-	- -
Birmingham New Street 12	a	1524	1527	1538	1555 1604
Birmingham New Street	d	1530		1542	
University	a	1536		-	-
Worcestershire Parkway	d	1558		1612	-
Ashchurch for Tewkesbury	d	-		-	-
Cheltenham Spa	d	1615		1629	1652
Gloucester 7	a	1626		-	-
Gloucester	d	1627		-	-
Bristol Parkway 7	a	-		1657	1720
Bristol Temple Meads 10	a	-		1707	1735
Lydney	a	1646			
Chepstow	a	1655			
Caldicot	a	-			
Severn Tunnel Junction	a	-			
Newport (South Wales)	a	1712			
Cardiff Central 7	a	1726			

Times may vary at weekends to allow track improvement work to take place. Please check before travelling by visiting crosscountrytrains.co.uk or calling National Rail Enquiries on 03457 48 49 50

Please note : All direct services are shown in **bold**. Food and drink is available on services shown with dark shading.

For help: see 'Using Your Timetable' on page 9

	②	②	1		1	②	②
				J			
Stansted Apt→				1327			
Audley End				-			
Cambridge				1356			
Cambridge				1400			
Ely 6				1415			
Manea				-			
March				1432			
Whittlesea				-			
Peterboro				1450			
Peterboro 8				1454			
Stamford				1507			
Oakham				1521			
Melton Mowbray				1532			
Nottingham 8		1507		-	1541		1607
Beeston		1513		-	-		1613
Attenborough		-		-	-		-
Long Eaton		1524		-	-		1624
Spondon		-		-	-		-
Derby 6		1534		-	1601		1635
Derby		1539		-	1610	1631	1638
Willington		-		-	-		-
Burton		1550		-	1621	-	1650
Tamworth		1603		-	1632	1649	1703
Wilnecote		-		-	1636	-	-
Leicester		-		1549	-	-	-
Leicester	1518	-		1550	-	-	1618
South Wigston	-	-		-	-	-	1624
Narborough	1528	-		-	-	-	1629
Hinckley	1536	-		-	-	-	1638
Nuneaton	1543	-		1609	-	-	1645
Coleshill	1558	-		1625	-	-	1700
Water Orton	1602	-		-	-	-	-
Bham New St 12	1615	1624		1638	1655	1706	1715
Bham New St		1630	1642			1712	
University		1636	-			-	1736
Worcester Pkwy		1658	1715			-	1758
Ashchurch		-	-			-	1809
Cheltenham		1715	1731			1752	1819
Gloucester 7		1726	-			-	1827
Gloucester		1727	-			-	1830
Bristol Pkwy 7		-	1759			1820	-
Bristol TM 10		-	1809			1834	-
Lydney		1746					-
Chepstow		-					-
Caldicot		-					-
Severn Tnl Jn		-					-
Newport		1811					1911
Cardiff Ctl 7		1827					1925

Stansted, Cambridge & Leicester to Birmingham. Nottingham to Birmingham & Cardiff

(Includes all services between Derby & Bristol)

Saturdays

Notes: see page 95

Features		1	1	⑦	1	⑦
Period of operation and Notes		G			J	
Stansted Airport →	d			1427		
Audley End	d			-		
Cambridge	a			1456		
Cambridge	d			1500		
Ely 6	d			1515		
Manea	d			-		
March	d			1532		
Whittlesea	d			-		
Peterborough	a			1549		
Peterborough 8	d			1554		
Stamford	d			1607		
Oakham	d			1621		
Melton Mowbray	d			1632		
Nottingham 8	d			-	1641	
Beeston	d			-	-	
Attenborough	d			-	-	
Long Eaton	d			-	-	
Spondon	d			-	-	
Derby 6	a			-	1702	
Derby	d	1653		-	1709	1731
Willington	d	-		-	1717	-
Burton-on-Trent	d	-		-	1723	1741
Tamworth	d	-		-	1735	-
Wilnecote	d	-		-	1739	-
Leicester	a	-		1649	-	-
Leicester	d	-		1650	-	1718
South Wigston	d	-		-	-	1724
Narborough	d	-		-	-	1729
Hinckley	d	-		-	-	1738
Nuneaton	d	-		1709	-	1745
Coleshill Parkway	d	-		1725	-	1800
Water Orton	d	-		-	-	-
Birmingham New Street 12	a	1727		1738	1756	1804 1815
Birmingham New Street	d		1742			1812
University	a		-			-
Worcestershire Parkway	d		1814			-
Ashchurch for Tewkesbury	d		-			-
Cheltenham Spa	d		1831			1852
Gloucester 7	a		-			-
Gloucester	d		-			-
Bristol Parkway 7	a		1859			1920
Bristol Temple Meads 10	a		1909			1936
Lydney	a					
Chepstow	a					
Caldicot	a					
Severn Tunnel Junction	a					
Newport (South Wales)	a					
Cardiff Central 7	a					

Times may vary at weekends to allow track improvement work to take place. Please check before travelling by visiting crosscountrytrains.co.uk or calling National Rail Enquiries on 03457 48 49 50

Please note : All direct services are shown in **bold**. Food and drink is available on services shown with dark shading.

For help: see 'Using Your Timetable' on page 9

	⑦	1		⑦	1	⑦	⑦	1	⑦
					J				
Stansted Apt.→			1527						
Audley End			-						
Cambridge			1556						
Cambridge			1600						
Ely ⑥			1615						
Manea			-						
March			1632						
Whittlesea			-						
Peterboro			1649						
Peterboro ⑧			1654						
Stamford			1707						
Oakham			1721						
Melton Mowbray			1732						
Nottingham ⑧	1707		-	1741			1807		
Beeston	1713		-	-			1813		
Attenborough	-		-	-			-		
Long Eaton	1724		-	-			1824		
Spondon	-		-	-			-		
Derby ⑥	1734		-	1803			1834		
Derby	1738		-	1810	1831		1838	1853	
Willington	-		-	1817	-		-	-	
Burton	1750		-	1824	-		1850	-	
Tamworth	1802		-	1836	1849		1903	-	
Wilnecote	-		-	-	-		-	-	
Leicester	-		1749	-	-		-	-	
Leicester	-		1750	-	-		1818	-	-
South Wigston	-		-	-	-		1824	-	-
Narborough	-		-	-	-		1829	-	-
Hinckley	-		-	-	-		1838	-	-
Nuneaton	-		1809	-	-		1845	-	-
Coleshill	-		1825	-	-		1900	-	-
Water Orton	-		-	-	-		-	-	-
Bham New St ⑫	1823		1838	1855	1905	1914	1923	1926	
Bham New St	1830	1842			1912				
University	1836	-			-				
Worcester Pkwy	1858	1912			-				
Ashchurch	-	-			-				
Cheltenham	1915	1929			1952				
Gloucester ⑦	1926	-			-				
Gloucester	1927	-			-				
Bristol Pkwy ⑦	-	1957			2020				
Bristol TM ⑩	-	2008			2030				
Lydney	-								
Chepstow	-								
Caldicot	-								
Severn Tnl Jn	-								
Newport	2008								
Cardiff Ctl ⑦	2022								

Stansted, Cambridge & Leicester to Birmingham. Nottingham to Birmingham & Cardiff

(Includes all services between Derby & Bristol)

Saturdays

Notes: see page 95

Features

②

1

②

②

②

Period of operation and Notes

J

Stansted Airport →	d	1627					1727
Audley End	d	-					-
Cambridge	a	1656					1756
Cambridge	d	1700					1800
Ely 6	d	1715					1815
Manea	d	-					1826
March	d	1732					1834
Whittlesea	d	-					-
Peterborough	a	1750					1851
Peterborough 8	d	1754					1854
Stamford	d	1807					1907
Oakham	d	1821					1921
Melton Mowbray	d	1832					1932
Nottingham 8	d	-	1845			1907	-
Beeston	d	-	-			1913	-
Attenborough	d	-	-			-	-
Long Eaton	d	-	-			1924	-
Spondon	d	-	-			-	-
Derby 6	a	-	1905			1935	-
Derby	d	-	1910	1931		1939	-
Willington	d	-	-	-		-	-
Burton-on-Trent	d	-	1921	1941		1950	-
Tamworth	d	-	1933	-		2003	-
Wilnecote	d	-	1937	-		-	-
Leicester	a	1849	-	-		-	1949
Leicester	d	1850	-	-	1918	-	1950
South Wigston	d	-	-	-	1924	-	-
Narborough	d	-	-	-	1929	-	-
Hinckley	d	-	-	-	1938	-	-
Nuneaton	d	1909	-	-	1945	-	2009
Coleshill Parkway	d	1925	-	-	2000	-	2025
Water Orton	d	-	-	-	-	-	-
Birmingham New Street 12	a	1938	1955	2005	2014	2023	2038
Birmingham New Street	d			2012		2030	
University	a			-		2036	
Worcestershire Parkway	d			-		2058	
Ashchurch for Tewkesbury	d			-		-	
Cheltenham Spa	d			2052		2115	
Gloucester 7	a			-		2125	
Gloucester	d			-		2127	
Bristol Parkway 7	a			2120		-	
Bristol Temple Meads 10	a			2134		-	
Lydney	a					2145	
Chepstow	a					2155	
Caldicot	a					2203	
Severn Tunnel Junction	a					2206	
Newport (South Wales)	a					2218	
Cardiff Central 7	a					2237	

Times may vary at weekends to allow track improvement work to take place. Please check before travelling by visiting crosscountrytrains.co.uk or calling National Rail Enquiries on 03457 48 49 50

Please note : All direct services are shown in **bold**. Food and drink is available on services shown with dark shading.

For help: see 'Using Your Timetable' on page 9

⌚ 1 ⌚ ⌚ ⌚ ⌚ 1 ⌚ ⌚

Stansted Apt.→				1827				1927
Audley End				-				-
Cambridge				1856				1956
Cambridge				1900				2000
Ely 6				1915				2015
Manea				-				-
March				1933				2032
Whittlesea				-				-
Peterboro				1949				2049
Peterboro 8				1954				2054
Stamford				2007				2107
Oakham				2021				2121
Melton Mowbray				2032				2132
Nottingham 8	1932			-	2039			-
Beeston	1938			-	2045			-
Attenborough	-			-	-			-
Long Eaton	1949			-	2055			-
Spondon	1956			-	-			-
Derby 6	2003			-	2105			-
Derby	2010	2031		-	2110		2155	-
Willington	-	-		-	2117		-	-
Burton	2021	-		-	2124		2205	-
Tamworth	2033	2049		-	2136		2216	-
Wilnecote	2037	-		-	2140		-	-
Leicester	-	-		2049	-		-	2149
Leicester	-	-	2018	2050	-	2118	-	2150
South Wigston	-	-	2024	-	-	2124	-	-
Narborough	-	-	2029	-	-	2129	-	-
Hinckley	-	-	2038	-	-	2138	-	-
Nuneaton	-	-	2045	2109	-	2145	-	2209
Coleshill	-	-	2100	2125	-	2200	-	2225
Water Orton	-	-	-	-	-	-	-	-
Bham New St 12	2059	2106	2114	2138	2158	2214	2232	2238
Bham New St		2112						
University		-						
Worcester Pkwy		-						
Ashchurch		-						
Cheltenham		2152						
Gloucester 7		2200						
Gloucester		2205						
Bristol Pkwy 7		2230						
Bristol TM 10		2240						
Lydney								
Chepstow								
Caldicot								
Severn Tnl Jn								
Newport								
Cardiff Ctl 7								

Stansted, Cambridge & Leicester to Birmingham. Nottingham to Birmingham & Cardiff

(Includes all services between Derby & Bristol)

Saturdays

Notes: see page 95

Features



Period of operation and Notes

Stansted Airport →	d	2027				2127	2227
Audley End	d	2041				2141	2241
Cambridge	a	2056				2156	2258
Cambridge	d						
Ely 6	d						
Manea	d						
March	d						
Whittlesea	d						
Peterborough	a						
Peterborough 8	d						
Stamford	d						
Oakham	d						
Melton Mowbray	d						
Nottingham 8	d		2137				
Beeston	d		2143				
Attenborough	d		2146				
Long Eaton	d		2155				
Spondon	d		2202				
Derby 6	a		2208				
Derby	d		2213	2229			
Willington	d		-	-			
Burton-on-Trent	d		2224	2239			
Tamworth	d		2235	2249			
Wilnecote	d		2239	-			
Leicester	a		-	-			
Leicester	d		-	-	2220		
South Wigston	d		-	-	2226		
Narborough	d		-	-	2231		
Hinckley	d		-	-	2240		
Nuneaton	d		-	-	2246		
Coleshill Parkway	d		-	-	2302		
Water Orton	d		-	-	-		
Birmingham New Street 12	a		2304	2308	2315		
Birmingham New Street	d						
University	a						
Worcestershire Parkway	d						
Ashchurch for Tewkesbury	d						
Cheltenham Spa	d						
Gloucester 7	a						
Gloucester	d						
Bristol Parkway 7	a						
Bristol Temple Meads 10	a						
Lydney	a						
Chepstow	a						
Caldicot	a						
Severn Tunnel Junction	a						
Newport (South Wales)	a						
Cardiff Central 7	a						

Times may vary at weekends to allow track improvement work to take place. Please check before travelling by visiting crosscountrytrains.co.uk or calling National Rail Enquiries on 03457 48 49 50

Please note : All direct services are shown in **bold**. Food and drink is available on services shown with dark shading.

For help: see 'Using Your Timetable' on page 9

⑦

Stansted Apt→	2327							
Audley End	2341							
Cambridge	2358							
Cambridge								
Ely 6								
Manea								
March								
Whittlesea								
Peterboro								
Peterboro 8								
Stamford								
Oakham								
Melton Mowbray								
Nottingham 8								
Beeston								
Attenborough								
Long Eaton								
Spondon								
Derby 6								
Derby								
Willington								
Burton								
Tamworth								
Wilnecote								
Leicester								
Leicester								
South Wigston								
Narborough								
Hinckley								
Nuneaton								
Coleshill								
Water Orton								
Bham New St 12								
Bham New St								
University								
Worcester Pkwy								
Ashchurch								
Cheltenham								
Gloucester 7								
Gloucester								
Bristol Pkwy 7								
Bristol TM 10								
Lydney								
Chepstow								
Caldicot								
Severn Tnl Jn								
Newport								
Cardiff Ctl 7								

Stansted, Cambridge & Leicester to Birmingham. Nottingham to Birmingham & Cardiff

(Includes all services between Derby & Bristol)

Sundays

Notes: see page 95

Features	⑦	①	①	⑦
Period of operation and Notes		L	J	
Stansted Airport →	d			
Audley End	d			
Cambridge	a			
Cambridge	d			
Ely ⑥	d			
Manea	d			
March	d			
Whittlesea	d			
Peterborough	a			
Peterborough ⑧	d			
Stamford	d			
Oakham	d			
Melton Mowbray	d			
Nottingham ③	d			0955
Beeston	d			-
Attenborough	d			-
Long Eaton	d			-
Spondon	d			-
Derby ⑥	a			1016
Derby	d		0931	1021
Willington	d		-	-
Burton-on-Trent	d		0941	1032
Tamworth	d		-	1044
Wilnecote	d		-	-
Leicester	a		-	-
Leicester	d		-	- 1020
South Wigston	d		-	-
Narborough	d		-	- 1030
Hinckley	d		-	- 1038
Nuneaton	d		-	- 1046
Coleshill Parkway	d		-	- 1102
Water Orton	d		-	-
Birmingham New Street ⑫	a		1019	1102 1115
Birmingham New Street	d	0930	1012 1030	1112
University	a	-	1018	- 1118
Worcestershire Parkway	d	-	1040	- 1140
Ashchurch for Tewkesbury	d	-	-	-
Cheltenham Spa	d	1010	1100 1110	1200
Gloucester ⑦	a	-	1108	- 1209
Gloucester	d	-	1110	- 1210
Bristol Parkway ⑦	a	1038	-	1138 -
Bristol Temple Meads ⑩	a 1022d	1049	-	1150 -
Lydney	a	-	-	-
Chepstow	a	-	-	-
Caldicot	a	-	-	-
Severn Tunnel Junction	a	-	-	-
Newport (South Wales)	a 1050		1151	- 1251
Cardiff Central ⑦	a 1104		1205	- 1305

Times may vary at weekends to allow track improvement work to take place. Please check before travelling by visiting crosscountrytrains.co.uk or calling National Rail Enquiries on 03457 48 49 50

Please note : All direct services are shown in **bold**. Food and drink is available on services shown with dark shading.

For help: see 'Using Your Timetable' on page 9

	1 J	1 J	2 Z	1 J	2 Z	2 Z
Stansted Apt→						1027
Audley End						-
Cambridge						1053
Cambridge						1059
Ely 6						1115
Manea						-
March						1132
Whittlesea						-
Peterboro						1149
Peterboro 8						1154
Stamford						1207
Oakham						1221
Melton Mowbray						1232
Nottingham 8				1116	1216	-
Beeston				-	-	-
Attenborough				-	-	-
Long Eaton				-	-	-
Spondon				-	-	-
Derby 6				1136	1236	-
Derby	1031	1131		1140	1231	1240
Willington	-	-		-	-	-
Burton	-	1141		1151		1251
Tamworth	1053	-		1203	1249	1303
Wilnecote	-	-		-	-	-
Leicester	-	-		-	-	-
Leicester	-	-	1117	-	-	1220
South Wigston	-	-	-	-	-	1226
Narborough	-	-	1127	-	-	1231
Hinckley	-	-	1136	-	-	1240
Nuneaton	-	-	1145	-	-	1246
Coleshill	-	-	1201	-	-	1302
Water Orton	-	-	-	-	-	-
Bham New St 12	1118	1204	1214	1221	1305	1315
Bham New St	1130	1212		1230	1312	1321
University	-	-		1236	-	1336
Worcester Pkwy	-	-		1258	-	1358
Ashchurch	-	-		-	-	-
Cheltenham	1210	1252		1315	1352	1415
Gloucester 7	-	-		1325	-	1426
Gloucester	-	-		1327	-	1427
Bristol Pkwy 7	1238	1320		-	1420	-
Bristol TM 10	1248	1335		-	1432	-
Lydney				-		-
Chepstow				-		-
Caldicot				-		-
Severn Tnl Jn				-		-
Newport				1408		1510
Cardiff Ctl 7				1422		1529

Stansted, Cambridge & Leicester to Birmingham. Nottingham to Birmingham & Cardiff

(Includes all services between Derby & Bristol)

Sundays

Notes: see page 95

Features		1	1	2	1	2
Period of operation and Notes		J			H	
Stansted Airport →	d					1127
Audley End	d					-
Cambridge	a					1153
Cambridge	d					1159
Ely 6	d					1215
Manea	d					-
March	d					1232
Whittlesea	d					-
Peterborough	a					1249
Peterborough 8	d					1254
Stamford	d					1307
Oakham	d					1321
Melton Mowbray	d					1332
Nottingham 8	d			1316		-
Beeston	d			-		-
Attenborough	d			-		-
Long Eaton	d			-		-
Spondon	d			-		-
Derby 6	a			1337		-
Derby	d		1331	1340		-
Willington	d		-	-		-
Burton-on-Trent	d		1341	1351		-
Tamworth	d		-	1403		-
Wilnecote	d		-	-		-
Leicester	a		-	-		1349
Leicester	d		-	1320	-	1350
South Wigston	d		-	-	-	-
Narborough	d		-	1330	-	-
Hinckley	d		-	1338	-	-
Nuneaton	d		-	1346	-	1409
Coleshill Parkway	d		-	1402	-	1425
Water Orton	d		-	-	-	-
Birmingham New Street 12	a		1404	1415	1421	1439
Birmingham New Street	d	1342	1412		1430	1440
University	a	-	-		1436	-
Worcestershire Parkway	d	-	-		1458	-
Ashchurch for Tewkesbury	d	-	-		-	-
Cheltenham Spa	d	1429	1452		1515	1526
Gloucester 7	a	-	-		1523	-
Gloucester	d	-	-		1527	-
Bristol Parkway 7	a	1457	1521		-	1554
Bristol Temple Meads 10	a	1507	1535		-	1604
Lydney	a				-	
Chepstow	a				-	
Caldicot	a				-	
Severn Tunnel Junction	a				-	
Newport (South Wales)	a				1608	
Cardiff Central 7	a				1624	

Times may vary at weekends to allow track improvement work to take place. Please check before travelling by visiting crosscountrytrains.co.uk or calling National Rail Enquiries on 03457 48 49 50

Please note : All direct services are shown in **bold**. Food and drink is available on services shown with dark shading.

For help: see 'Using Your Timetable' on page 9

	1 L	2	1 G	1	2	1 J	2
Stansted Apt→					1227		
Audley End					-		
Cambridge					1253		
Cambridge					1259		
Ely 6					1315		
Manea					-		
March					1332		
Whittlesea					-		
Peterboro					1349		
Peterboro 8					1354		
Stamford					1407		
Oakham					1421		
Melton Mowbray					1432		
Nottingham 8			1416		-		
Beeston			-		-		
Attenborough			-		-		
Long Eaton			-		-		
Spondon			-		-		
Derby 6			1436		-		
Derby	1431		1440	1453	-	1531	
Willington	-		-	-	-	-	
Burton	-		1451	-	-	1541	
Tamworth	1449		1503	-	-	-	
Wilnecote	-		-	-	-	-	
Leicester	-		-	-	1449	-	
Leicester	-	1420	-	-	1450	-	1520
South Wigston	-	1426	-	-	-	-	-
Narborough	-	1431	-	-	-	-	1530
Hinckley	-	1440	-	-	-	-	1538
Nuneaton	-	1446	-	-	1509	-	1546
Coleshill	-	1502	-	-	1525	-	1602
Water Orton	-	-	-	-	-	-	-
Bham New St 12	1506	1515	1522	1525		1539	1604
Bham New St	1512		1530		1540		1612
University	-		1536		-		-
Worcester Pkwy	-		1558		-		-
Ashchurch	-		-		-		-
Cheltenham	1552		1615		1629		1652
Gloucester 7	-		1625		-		-
Gloucester	-		1627		-		-
Bristol Pkwy 7	1620		-		1657		1720
Bristol TM 10	1635		-		1707		1735
Lydney			-				
Chepstow			-				
Caldicot			-				
Severn Tnl Jn			-				
Newport			1708				
Cardiff Ctl 7			1723				

Stansted, Cambridge & Leicester to Birmingham. Nottingham to Birmingham & Cardiff

(Includes all services between Derby & Bristol)

Sundays

Notes: see page 95

Features

Period of operation and Notes

1 ② 1 ② 1 ②
G J

Stansted Airport →	d				1327		
Audley End	d				-		
Cambridge	a				1353		
Cambridge	d				1359		
Ely 6	d				1415		
Manea	d				-		
March	d				1432		
Whittlesea	d				-		
Peterborough	a				1449		
Peterborough 8	d				1454		
Stamford	d				1507		
Oakham	d				1521		
Melton Mowbray	d				1532		
Nottingham 8	d	1512			-		
Beeston	d	-			-		
Attenborough	d	-			-		
Long Eaton	d	-			-		
Spondon	d	-			-		
Derby 6	a	1533			-		
Derby	d	1537	1553		-	1631	
Willington	d	-	-		-	-	
Burton-on-Trent	d	1548	-		-	-	
Tamworth	d	1600	-		-	1649	
Wilnecote	d	1604	-		-	-	
Leicester	a	-	-		1549	-	
Leicester	d	-	-		1550	-	1620
South Wigston	d	-	-		-	-	1626
Narborough	d	-	-		-	-	1631
Hinckley	d	-	-		-	-	1640
Nuneaton	d	-	-		1609	-	1646
Coleshill Parkway	d	-	-		1625	-	1702
Water Orton	d	-	-		-	-	-
Birmingham New Street 12	a	1621	1625		1639	1706	1715
Birmingham New Street	d	1630		1640		1712	
University	a	1636		-		-	
Worcestershire Parkway	d	1658		-		-	
Ashchurch for Tewkesbury	d	-		-		-	
Cheltenham Spa	d	1715		1726		1752	
Gloucester 7	a	1725		-		-	
Gloucester	d	1727		-		-	
Bristol Parkway 7	a	-		1754		1821	
Bristol Temple Meads 10	a	-		1806		1835	
Lydney	a	-					
Chepstow	a	-					
Caldicot	a	-					
Severn Tunnel Junction	a	-					
Newport (South Wales)	a	1808					
Cardiff Central 7	a	1822					

Times may vary at weekends to allow track improvement work to take place. Please check before travelling by visiting crosscountrytrains.co.uk or calling National Rail Enquiries on 03457 48 49 50

Please note : All direct services are shown in **bold**. Food and drink is available on services shown with dark shading.

For help: see 'Using Your Timetable' on page 9

	1	2	1	2	1
			J		
Stansted Apt→		1427			1527
Audley End		-			-
Cambridge		1453			1553
Cambridge		1459			1559
Ely 6		1515			1615
Manea		-			-
March		1532			1632
Whittlesea		-			-
Peterboro		1549			1649
Peterboro 8		1554			1654
Stamford		1607			1707
Oakham		1621			1721
Melton Mowbray		1632			1732
Nottingham 8	1616	-		1716	-
Beeston	-	-		-	-
Attenborough	-	-		-	-
Long Eaton	-	-		-	-
Spondon	-	-		-	-
Derby 6	1636	-		1739	-
Derby	1640	-	1731	1742	-
Willington	-	-	-	-	-
Burton	1651	-	1741	1753	-
Tamworth	1703	-	-	1805	-
Wilnecote	-	-	-	-	-
Leicester	-	1649	-	-	1749
Leicester	-	1650	-	1720	1750
South Wigston	-	-	-	1726	-
Narborough	-	-	-	1731	-
Hinckley	-	-	-	1740	-
Nuneaton	-	1709	-	1746	1809
Coleshill	-	1725	-	1802	1825
Water Orton	-	-	-	-	-
Bham New St 12	1723	1739	1804	1815	1823
Bham New St	1730	1740	1812	1830	1840
University	1736	-	-	1836	-
Worcester Pkwy	1758	-	-	1858	-
Ashchurch	-	-	-	-	-
Cheltenham	1815	1829	1852	1915	1926
Gloucester 7	1823	-	-	1924	-
Gloucester	1827	-	-	1927	-
Bristol Pkwy 7	-	1858	1921	-	1955
Bristol TM 10	-	1908	1935	-	2005
Lydney	-			-	
Chepstow	-			-	
Caldicot	-			-	
Severn Tnl Jn	-			-	
Newport	1908			2008	
Cardiff Ctl 7	1924			2022	

Stansted, Cambridge & Leicester to Birmingham. Nottingham to Birmingham & Cardiff

(Includes all services between Derby & Bristol)

Sundays

Notes: see page 95

Features		1	2			1
Period of operation and Notes		J				J
Stansted Airport →	d				1627	
Audley End	d				-	
Cambridge	a				1653	
Cambridge	d				1659	
Ely 6	d				1715	
Manea	d				-	
March	d				1732	
Whittlesea	d				-	
Peterborough	a				1749	
Peterborough 8	d				1754	
Stamford	d				1807	
Oakham	d				1821	
Melton Mowbray	d				1832	
Nottingham 8	d		1816		-	
Beeston	d		-		-	
Attenborough	d		-		-	
Long Eaton	d		-		-	
Spondon	d		-		-	
Derby 6	a		1836		-	
Derby	d	1828	1840	1853	-	1931
Willington	d	-	-	-	-	-
Burton-on-Trent	d	-	1851	-	-	1941
Tamworth	d	1846	1903	-	-	-
Wilnecote	d	-	-	-	-	-
Leicester	a	-	-	-	1849	-
Leicester	d	-	1820	-	1850	-
South Wigston	d	-	-	-	-	-
Narborough	d	-	1830	-	-	-
Hinckley	d	-	1838	-	-	-
Nuneaton	d	-	1846	-	1909	-
Coleshill Parkway	d	-	1902	-	1925	-
Water Orton	d	-	-	-	-	-
Birmingham New Street 12	a	1903	1915	1921	1924	1939
Birmingham New Street	d	1912		1930		2012
University	a	-		1936		-
Worcestershire Parkway	d	-		1958		-
Ashchurch for Tewkesbury	d	-		-		-
Cheltenham Spa	d	1954		2015		2052
Gloucester 7	a	-		2024		-
Gloucester	d	-		2027		-
Bristol Parkway 7	a	2023		-		2120
Bristol Temple Meads 10	a	2034		-		2135
Lydney	a			-		
Chepstow	a			-		
Caldicot	a			-		
Severn Tunnel Junction	a			-		
Newport (South Wales)	a			2108		
Cardiff Central 7	a			2122		

Times may vary at weekends to allow track improvement work to take place. Please check before travelling by visiting crosscountrytrains.co.uk or calling National Rail Enquiries on 03457 48 49 50

Please note : All direct services are shown in **bold**. Food and drink is available on services shown with dark shading.

For help: see 'Using Your Timetable' on page 9

⌚ ⌚ 1 ⌚ 1 ⌚ ⌚ 1 ⌚

Stansted Apt→				1727				
Audley End				-				
Cambridge				1753				
Cambridge				1759				
Ely 6				1815				
Manea				-				
March				1832				
Whittlesea				-				
Peterboro				1849				
Peterboro 8				1854				
Stamford				1907				
Oakham				1921				
Melton Mowbray				1932				
Nottingham 8		1915		-		2015		
Beeston		-		-		-		
Attenborough		-		-		-		
Long Eaton		-		-		-		
Spondon		-		-		-		
Derby 6		1936		-		2036		
Derby		1940	1955	-	2031	2040	2049	
Willington		-	-	-	-	-	-	
Burton		1951	-	-	-	2051	-	
Tamworth		2003	-	-	2049	2103	-	
Wilnecote		2007	-	-	-	-	-	
Leicester		-	-	1949	-	-	-	
Leicester	1920	-	-	1950	-	2020	-	-
South Wigston	1926	-	-	-	-	2026	-	-
Narborough	1931	-	-	-	-	2031	-	-
Hinckley	1940	-	-	-	-	2040	-	-
Nuneaton	1946	-	-	2009	-	2046	-	-
Coleshill	2002	-	-	2025	-	2102	-	-
Water Orton	-	-	-	-	-	-	-	-
Bham New St 12	2015	2025	2028	2039	2106	2115	2121	2124
Bham New St					2112			
University					-			
Worcester Pkwy					-			
Ashchurch					-			
Cheltenham					2152			
Gloucester 7					2200			
Gloucester					2205			
Bristol Pkwy 7					2230			
Bristol TM 10					2240			
Lydney								
Chepstow								
Caldicot								
Severn Tnl Jn								
Newport								
Cardiff Ctl 7								

Stansted, Cambridge & Leicester to Birmingham. Nottingham to Birmingham & Cardiff

(Includes all services between Derby & Bristol)

Sundays

Notes: see page 95

Features

⌚ 1 ⌚ ⌚ ⌚ 1 ⌚ ⌚

Period of operation and Notes

Stansted Airport →	d	1827			1927		
Audley End	d	-			-		
Cambridge	a	1854			1953		
Cambridge	d	1859			1959		
Ely 6	d	1915			2015		
Manea	d	-			-		
March	d	1932			2032		
Whittlesea	d	-			-		
Peterborough	a	1949			2049		
Peterborough 8	d	1954			2054		
Stamford	d	2007			2107		
Oakham	d	2021			2121		
Melton Mowbray	d	2032			2132		
Nottingham 8	d	-		2118	-		
Beeston	d	-		-	-		
Attenborough	d	-		-	-		
Long Eaton	d	-		-	-		
Spondon	d	-		-	-		
Derby 6	a	-		2140	-		
Derby	d	-	2131	2144	-	2231	
Willington	d	-	-	-	-	-	
Burton-on-Trent	d	-	2141	2155	-	2241	
Tamworth	d	-	2151	2206	-	2251	
Wilnecote	d	-	-	2210	-	-	
Leicester	a	2049	-	-	2149	-	
Leicester	d	2050	-	-	2150	-	2220
South Wigston	d	-	-	-	-	-	2226
Narborough	d	-	-	-	-	-	2231
Hinckley	d	-	-	-	-	-	2240
Nuneaton	d	2109	-	-	2209	-	2246
Coleshill Parkway	d	2125	-	-	2225	-	2302
Water Orton	d	-	-	-	-	-	-
Birmingham New Street 12	a	2139	2208	2228	2238	2309	2315
Birmingham New Street	d		2212				
University	a		-				
Worcestershire Parkway	d		-				
Ashchurch for Tewkesbury	d		-				
Cheltenham Spa	d		2252				
Gloucester 7	a		-				
Gloucester	d		-				
Bristol Parkway 7	a		2320				
Bristol Temple Meads 10	a		2330				
Lydney	a						
Chepstow	a						
Caldicot	a						
Severn Tunnel Junction	a						
Newport (South Wales)	a						
Cardiff Central 7	a						

Times may vary at weekends to allow track improvement work to take place. Please check before travelling by visiting crosscountrytrains.co.uk or calling National Rail Enquiries on 03457 48 49 50

Please note : All direct services are shown in **bold**. Food and drink is available on services shown with dark shading.

For help: see 'Using Your Timetable' on page 9

⑦ ⑦ ⑦ ⑦

Stansted Apt→	2027	2104	2227	2304				
Audley End	2041	2118	2241	2318				
Cambridge	2055	2133	2255	2333				
Cambridge								
Ely 6								
Manea								
March								
Whittlesea								
Peterboro								
Peterboro 8								
Stamford								
Oakham								
Melton Mowbray								
Nottingham 8								
Beeston								
Attenborough								
Long Eaton								
Spondon								
Derby 6								
Derby								
Willington								
Burton								
Tamworth								
Wilnecote								
Leicester								
Leicester								
South Wigston								
Narborough								
Hinckley								
Nuneaton								
Coleshill								
Water Orton								
Bham New St 12								
Bham New St								
University								
Worcester Pkwy								
Ashchurch								
Cheltenham								
Gloucester 7								
Gloucester								
Bristol Pkwy 7								
Bristol TM 10								
Lydney								
Chepstow								
Caldicot								
Severn Tnl Jn								
Newport								
Cardiff Ctl 7								

Cardiff & Birmingham to Nottingham. Birmingham to Leicester, Cambridge & Stansted

(Includes all services between Bristol & Derby)

Mondays to Fridays

Notes: see page 95

Features		⌚	⌚	⌚	⌚	⌚
Period of operation and Notes					EMR	
Cardiff Central ⁷	d					
Newport (South Wales)	d					
Severn Tunnel Junction	d					
Caldicot	d					
Chepstow	d					
Lydney	d					
Bristol Temple Meads ¹⁰	d					
Bristol Parkway ⁷	d					
Gloucester	a					
Gloucester ⁷	d					
Cheltenham Spa	d					
Ashchurch for Tewkesbury	d					
Worcestershire Parkway	d					
University	d					
Birmingham New Street ¹²	a					
Birmingham New Street	d					
Water Orton	d					
Coleshill Parkway	d					
Nuneaton	d					
Hinckley	d					
Narborough	d					
South Wigston	d					
Leicester	a					
Leicester	d					
Wilnecote	d					
Tamworth	d					
Burton-on-Trent	d					
Willington	d					
Derby	a					
Derby ⁶	d				0558	
Spondon	a				-	
Long Eaton	a				-	
Attenborough	a				-	
Beeston	a				0612	
Nottingham ⁸	a			0456d	0620	
Melton Mowbray	d			0537		
Oakham	d			0551		
Stamford	d			0605		
Peterborough	a			0621		
Peterborough ⁸	d			0627		
Whittlesea	a			-		
March	d			0644		
Manea	a			-		
Ely ⁶	d			0702a		
Cambridge	a					
Cambridge	d	0444	0517	0634		0734
Audley End	a	0458	0531	0648		0748
Stansted Airport →	a	0514	0549	0707		0807

Please note : All direct services are shown in **bold**. Food and drink is available on services shown with dark shading.

For help: see 'Using Your Timetable' on page 9

	②	EMR	②	1 M	②	②	EMR
Cardiff Ctl 7							
Newport							
Severn Tnl Jn							
Caldicot							
Chepstow							
Lydney							
Bristol TM 10							
Bristol Pkwy							
Gloucester							
Gloucester							
Cheltenham							
Ashchurch							
Worcester Pkwy							
University							
Bham New St 12							
Bham New St	0519		0552	0603	0609	0622	0649
Water Orton	-		-	-	-	-	-
Coleshill	0533		0606	-	-	0635	-
Nuneaton	0549		0621	-	-	0651	-
Hinckley	0555		0628	-	-	-	-
Narborough	0604		0636	-	-	-	-
South Wigston	-		0641	-	-	-	-
Leicester	0614		0648	-	-	0710	-
Leicester	0615			-	-	0714	-
Wilnecote	-			-	0624	-	-
Tamworth	-			0620	0628	-	0706
Burton	-			0630	0640	-	0717
Willington	-			-	0646	-	-
Derby	-			0641	0655	-	0731
Derby 6	-				0709	-	0736
Spondon	-				0713	-	0740
Long Eaton	-				0720	-	0747
Attenborough	-				-	-	-
Beeston	-				0729	-	0757
Nottingham 8	-	0607d			0736	-	0803
Melton Mowbray	0631	0655				0731	0815
Oakham	0643	0707				0742	0826a
Stamford	0657	0721				0756	
Peterboro	0710	0735				0810	
Peterboro 8	0713	0738				0819	
Whittlesea	0721	-				-	
March	0733	0755				0835	
Manea	0740	-				-	
Ely	0753	0812a				0853	
Cambridge	0808					0910	
Cambridge	0811					0911	
Audley End	-					-	
Stansted Apt →	0841					0941	

Cardiff & Birmingham to Nottingham. Birmingham to Leicester, Cambridge & Stansted

(Includes all services between Bristol & Derby)

Mondays to Fridays

Notes: see page 95

Features

⑦

1

⑦

Period of operation and Notes

M

Cardiff Central ⑦	d					
Newport (South Wales)	d					
Severn Tunnel Junction	d					
Caldicot	d					
Chepstow	d					
Lydney	d					
Bristol Temple Meads ⑩	d					
Bristol Parkway ⑦	d					
Gloucester	a					
Gloucester ⑦	d					
Cheltenham Spa	d					
Ashchurch for Tewkesbury	d					
Worcestershire Parkway	d					
University	d					
Birmingham New Street ⑫	a					
Birmingham New Street	d	0652	0703	0708	0722	0749 0752
Water Orton	d	-	-	-	-	-
Coleshill Parkway	d	0706	-	-	0735	- 0806
Nuneaton	d	0723	-	-	0751	- 0824
Hinckley	d	0730	-	-	0757	- 0830
Narborough	d	0739	-	-	0806	- 0839
South Wigston	d	0744	-	-	0811	- 0844
Leicester	a	0753	-	-	0817	- 0852
Leicester	d		-	-	0818	- 0914
Wilnecote	d		-	0723	-	-
Tamworth	d		0719	0728	-	0806 -
Burton-on-Trent	d		0730	0741	-	0823 -
Willington	d		-	0747	-	-
Derby	a		0740	0758	-	0834 -
Derby ⑥	d			0808	-	0838 -
Spondon	a			-	-	-
Long Eaton	a			0818	-	0848 -
Attenborough	a			-	-	-
Beeston	a			0828	-	0857 -
Nottingham ⑧	a			0834	-	0904 -
Melton Mowbray	d				0837	- 0931
Oakham	d				0849	- 0942
Stamford	d				0903	- 0956
Peterborough	a				0916	- 1010
Peterborough ⑧	d				0919	- 1013
Whittlesea	a				-	-
March	d				0935	- 1030
Manea	a				-	- 1037
Ely ⑥	d				0954	- 1053
Cambridge	a				1009	- 1108
Cambridge	d				1011	- 1111
Audley End	a				-	-
Stansted Airport →	a				1041	- 1141

Please note : All direct services are shown in **bold**. Food and drink is available on services shown with dark shading.

For help: see 'Using Your Timetable' on page 9

	1 M		1 T	V	⓪	⓪	1 M	
Cardiff Ctl 7					0640			
Newport					0654			
Severn Tnl Jn					0704			
Caldicot					0707			
Chepstow					0715			
Lydney					0724			
Bristol TM 10	0635			0700	-		0733	
Bristol Pkwy 7	0644			0709	-		0742	
Gloucester	-			-	0744		-	
Gloucester 7	-			-	0745		-	
Cheltenham	0714			0740	0755		0812	
Ashchurch	-			-	0803		-	
Worcester Pkwy	-			-	0814		0826	
University	-			-	0839		-	
Bham New St 12	0755			0819	0845		0855	
Bham New St	0803	0808	0827		0849	0852	0903	0909
Water Orton	-	-	-		-	0903	-	-
Colehill	-	-	-		-	0907	-	-
Nuneaton	-	-	-		-	0924	-	-
Hinckley	-	-	-		-	0930	-	-
Narborough	-	-	-		-	0939	-	-
South Wigston	-	-	-		-	-	-	-
Leicester	-	-	-		-	0952	-	-
Leicester	-	-	-		-	-	-	-
Wilnecote	-	0824	-		-	-	-	0924
Tamworth	0822	0828	-		0906	-	-	0928
Burton	0832	0839	-		0917		0927	0940
Willington	-	0846	-		-		-	-
Derby	0843	0854	0858		0930		0937	0952
Derby 6		0900			0935			0959
Spondon		-			-			-
Long Eaton		-			0944			-
Attenborough		-			-			-
Beeston		-			0952			-
Nottingham 8		0924			0959			1024
Melton Mwbray								
Oakham								
Stamford								
Peterboro								
Peterboro 8								
Whittlesea								
March								
Manea								
Ely 6								
Cambridge								
Cambridge								
Audley End								
Stansted Apt →								

Cardiff & Birmingham to Nottingham. Birmingham to Leicester, Cambridge & Stansted

(Includes all services between Bristol & Derby)

Mondays to Fridays

Notes: see page 95

Features

Period of operation and Notes

1

V

2

3

1

M

Cardiff Central 7	d			0745			
Newport (South Wales)	d			0759			
S Severn Tunnel Junction	d			-			
Caldicot	d			-			
Chepstow	d			-			
Lydney	d			0823			
Bristol Temple Meads 10	d		0801	-		0833	
Bristol Parkway 7	d		0809	-		0842	
Gloucester	a		-	0843		-	
Gloucester 7	d		-	0848		-	
Cheltenham Spa	d		0840	0858		0912	
Ashchurch for Tewkesbury	d		-	-		-	
Worcestershire Parkway	d		-	0914		0926	
University	d		-	0939		-	
Birmingham New Street 12	a		0920	0945		0954	
Birmingham New Street	d	0922		0949	0952	1003	1009
Water Orton	d	-		-	-	-	-
Coleshill Parkway	d	0936		-	1009	-	-
Nuneaton	d	0951		-	1025	-	-
Hinckley	d	-		-	1031	-	-
Narborough	d	-		-	1040	-	-
South Wigston	d	-		-	1045	-	-
Leicester	a	1013		-	1051	-	-
Leicester	d	1015		-	-	-	-
Wilnecote	d	-		-	-	-	-
Tamworth	d	-		1006	-	1019	1026
Burton-on-Trent	d	-		1017	-	-	1037
Willington	d	-		-	-	-	1043
Derby	a	-		1031	-	1038	1052
Derby 6	d	-		1036	-	-	1059
Spondon	a	-		-	-	-	-
Long Eaton	a	-		1044	-	-	-
Attenborough	a	-		-	-	-	-
Beeston	a	-		1053	-	-	-
Nottingham 8	a	-		1100	-	-	1123
Melton Mowbray	d	1032		-	-	-	-
Oakham	d	1044		-	-	-	-
Stamford	d	1059		-	-	-	-
Peterborough	a	1113		-	-	-	-
Peterborough 8	d	1115		-	-	-	-
Whittlesea	a	-		-	-	-	-
March	d	1131		-	-	-	-
Manea	a	-		-	-	-	-
Ely 6	d	1150		-	-	-	-
Cambridge	a	1205		-	-	-	-
Cambridge	d	1211		-	-	-	-
Audley End	a	-		-	-	-	-
Stansted Airport →	a	1241		-	-	-	-

Please note : All direct services are shown in **bold**. Food and drink is available on services shown with dark shading.

For help: see 'Using Your Timetable' on page 9

		1 T	1 V	②	②	1 M		
Cardiff Ctl 7				0845				
Newport				0859				
Severn Tnl Jn				-				
Caldicot				-				
Chepstow				0917				
Lydney				-				
Bristol TM 10			0900	-		0933		
Bristol Pkwy 7			0909	-		0942		
Gloucester			-	0944		-		
Gloucester 7			-	0948		-		
Cheltenham			0940	0959		1012		
Ashchurch			-	-		-		
Worcester Pkwy			-	1014		1026		
University			-	1039		-		
Bham New St 12			1024	1045		1055		
Bham New St	1022	1027		1049	1052	1103	1109	1122
Water Orton	-	-		-	1103	-	-	-
Coleshill	1036	-		-	1107	-	-	1136
Nuneaton	1051	-		-	1124	-	-	1151
Hinckley	-	-		-	1130	-	-	-
Narborough	-	-		-	1139	-	-	-
South Wigston	-	-		-	1144	-	-	-
Leicester	1112	-		-	1151	-	-	1210
Leicester	1113	-		-		-	-	1212
Wilnecote	-	-		-		-	1127	-
Tamworth	-	-		1106		-	1131	-
Burton	-	-		1117		1126	1142	-
Willington	-	-		-		-	-	-
Derby	-	1057		1131		1136	1154	-
Derby 6	-			1136			1159	-
Spondon	-			-			-	-
Long Eaton	-			1144			-	-
Attenborough	-			-			-	-
Beeston	-			1152			-	-
Nottingham 8	-			1201			1225	-
Melton Mowbray	1130							1228
Oakham	1141							1240
Stamford	1155							1254
Peterboro	1209							1307
Peterboro 8	1214							1316
Whittlesea	-							-
March	1232							1332
Manea	-							-
Ely 6	1250							1350
Cambridge	1305							1406
Cambridge	1311							1411
Audley End	-							-
Stansted Apt →	1341							1441

Cardiff & Birmingham to Nottingham. Birmingham to Leicester, Cambridge & Stansted

(Includes all services between Bristol & Derby)

Mondays to Fridays

Notes: see page 95

Features		1		1	⌚	⌚
Period of operation and Notes		V	M	M		
Cardiff Central 7	d		0945			
Newport (South Wales)	d		0959			
Severn Tunnel Junction	d		-			
Caldicot	d		-			
Chepstow	d		1016			
Lydney	d		-			
Bristol Temple Meads 10	d	1000	-	1033		
Bristol Parkway 7	d	1010	-	1042		
Gloucester	a	-	1047	-		
Gloucester 7	d	-	1049	-		
Cheltenham Spa	d	1040	1059	1112		
Ashchurch for Tewkesbury	d	-	-	-		
Worcestershire Parkway	d	-	1114	1126		
University	d	-	1139	-		
Birmingham New Street 12	a	1119	1149	1155		
Birmingham New Street	d			1203	1149	1152
Water Orton	d			-	-	-
Coleshill Parkway	d			-	-	1209
Nuneaton	d			-	-	1224
Hinckley	d			-	-	1230
Narborough	d			-	-	1239
South Wigston	d			-	-	1244
Leicester	a			-	-	1250
Leicester	d			-	-	-
Wilnecote	d			-	-	-
Tamworth	d			1219	1208	1227
Burton-on-Trent	d			1231	1220	1238
Willington	d			-	-	1244
Derby	a			1242	1232	1253
Derby 6	d				1239	1259
Spondon	a				-	-
Long Eaton	a				1247	-
Attenborough	a				-	-
Beeston	a				1255	-
Nottingham 8	a				1302	1322
Melton Mowbray	d					
Oakham	d					
Stamford	d					
Peterborough	a					
Peterborough 8	d					
Whittlesea	a					
March	d					
Manea	a					
Ely 6	d					
Cambridge	a					
Cambridge	d					
Audley End	a					
Stansted Airport →	a					

Please note : All direct services are shown in **bold**. Food and drink is available on services shown with dark shading.

For help: see 'Using Your Timetable' on page 9

	1 T	1 V	⌚	1 I	⌚	⌚
Cardiff Ctl 7			1045			
Newport			1059			
Severn Tnl Jn			-			
Caldicot			-			
Chepstow			-			
Lydney			1123			
Bristol TM 10		1100	-	1133		
Bristol Pkwy 7		1109	-	1142		
Gloucester		-	1145	-		
Gloucester 7		-	1149	-		
Cheltenham		1140	1159	1212		
Ashchurch		-	-	-		
Worcester Pkwy		-	1214	1226		
University		-	1239	-		
Bham New St 12		1219	1245	1255		
Bham New St	1220	1224	1249	1252	1303	1309
Water Orton	-	-	-	1304	-	-
Coleshill	1234	-	-	1308	-	-
Nuneaton	1250	-	-	1324	-	-
Hinckley	-	-	-	1330	-	-
Narborough	-	-	-	1339	-	-
South Wigston	-	-	-	-	-	-
Leicester	1311	-	-	1351	-	-
Leicester	1313	-	-	-	-	-
Wilnecote	-	-	-	-	1325	-
Tamworth	-	-	1306	-	1329	-
Burton	-	-	1320	1326	1341	-
Willington	-	-	-	-	-	-
Derby	-	1257	1332	1338	1353	-
Derby 6	-		1336		1359	-
Spondon	-		-		-	-
Long Eaton	-		1344		-	-
Attenborough	-		-		-	-
Beeston	-		1352		-	-
Nottingham 8	-		1401		1423	-
Melton Mowbray	1329					1428
Oakham	1341					1440
Stamford	1355					1454
Peterboro	1408					1509
Peterboro 8	1416					1516
Whittlesea	-					-
March	1432					1532
Manea	-					-
Ely 6	1450					1550
Cambridge	1505					1605
Cambridge	1511					1607
Audley End	-					-
Stansted Apt →	1554					1641

Cardiff & Birmingham to Nottingham. Birmingham to Leicester, Cambridge & Stansted

(Includes all services between Bristol & Derby)

Mondays to Fridays

Notes: see page 95

Features		1	⌚	1	⌚	⌚
Period of operation and Notes		V		M		
Cardiff Central 7	d		1145			
Newport (South Wales)	d		1159			
Severn Tunnel Junction	d		-			
Caldicot	d		-			
Chepstow	d		1216			
Lydney	d		-			
Bristol Temple Meads 10	d	1200	-	1233		
Bristol Parkway 7	d	1209	-	1241		
Gloucester	a	-	1244	-		
Gloucester 7	d	-	1245	-		
Cheltenham Spa	d	1240	1255	1312		
Ashchurch for Tewkesbury	d	-	1303	-		
Worcestershire Parkway	d	-	1314	1326		
University	d	-	1339	-		
Birmingham New Street 12	a	1318	1345	1355		
Birmingham New Street	d		1349	1352	1403	1409
Water Orton	d		-	-	-	-
Coleshill Parkway	d		-	1409	-	1436
Nuneaton	d		-	1424	-	1451
Hinckley	d		-	1430	-	-
Narborough	d		-	1439	-	-
South Wigston	d		-	1444	-	-
Leicester	a		-	1451	-	1510
Leicester	d		-	-	-	1512
Wilnecote	d		-	-	1424	-
Tamworth	d		1407	1420	1429	-
Burton-on-Trent	d		1420	-	1442	-
Willington	d		-	-	-	-
Derby	a		1432	1438	1453	-
Derby 6	d		1438		1459	-
Spondon	a		-		-	-
Long Eaton	a		1447		-	-
Attenborough	a		-		-	-
Beeston	a		1455		-	-
Nottingham 8	a		1502		1522	-
Melton Mowbray	d					1528
Oakham	d					1540
Stamford	d					1554
Peterborough	a					1607
Peterborough 8	d					1620
Whittlesea	a					-
March	d					1636
Manea	a					-
Ely 6	d					1654
Cambridge	a					1710
Cambridge	d					1711
Audley End	a					-
Stansted Airport →	a					1742

Please note : All direct services are shown in **bold**. Food and drink is available on services shown with dark shading.

For help: see 'Using Your Timetable' on page 9

	1 V		⌚	1 Q	⌚	⌚	1 V	
Cardiff Ctl 7		1245						1345
Newport		1259						1359
Severn Tnl Jn		-						-
Caldicot		-						-
Chepstow		1316						-
Lydney		-						1423
Bristol TM 10	1300	-		1333			1400	-
Bristol Pkwy 7	1309	-		1342			1409	-
Gloucester	-	1346		-			-	1444
Gloucester 7	-	1349		-			-	1449
Cheltenham	1340	1359		1412			1440	1459
Ashchurch	-	-		-			-	-
Worcester Pkwy	-	1414		1426			-	1514
University	-	1439		-			-	1539
Bham New St 12	1425	1445		1455			1525	1545
Bham New St		1449	1452	1503	1509	1522		1549
Water Orton		-	1503	-	-	-		-
Coleshill		-	1507	-	-	1536		-
Nuneaton		-	1524	-	-	1551		-
Hinckley		-	1530	-	-	-		-
Narborough		-	1539	-	-	-		-
South Wigston		-	1544	-	-	-		-
Leicester		-	1551	-	-	1610		-
Leicester		-	-	-	-	1612		-
Wilnecote		-	-	1524	-	-		-
Tamworth		1506	-	1528	-	-		1606
Burton		1517		1526	1540	-		1617
Willington		-	-	1546	-	-		-
Derby		1529		1538	1554	-		1630
Derby 6		1536			1601	-		1636
Spondon		-		-	-	-		-
Long Eaton		1544		-	-	-		1644
Attenborough		-		-	-	-		-
Beeston		1552		-	-	-		1652
Nottingham 8		1559			1624	-		1659
Melton Mowbray						1628		
Oakham						1640		
Stamford						1654		
Peterboro						1709		
Peterboro 8						1716		
Whittlesea						1724		
March						1735		
Manea						1742		
Ely 6						1758		
Cambridge						1814		
Cambridge						1816		
Audley End						-		
Stansted Apt →						1843		

Cardiff & Birmingham to Nottingham. Birmingham to Leicester, Cambridge & Stansted

(Includes all services between Bristol & Derby)

Mondays to Fridays

Notes: see page 95

Features		②	1 Q	②	②	1 T	②	1 V
Period of operation and Notes								
Cardiff Central 7	d							
Newport (South Wales)	d							
S Severn Tunnel Junction	d							
Caldicot	d							
Chepstow	d							
Lydney	d							
Bristol Temple Meads 10	d		1433					1500
Bristol Parkway 7	d		1442					1509
Gloucester	a		-					-
Gloucester 7	d		-					-
Cheltenham Spa	d		1512					1540
Ashchurch for Tewkesbury	d		-					-
Worcestershire Parkway	d		1526					-
University	d		-					-
Birmingham New Street 12	a		1555					1625
Birmingham New Street	d	1552	1603	1609	1622	1630		
Water Orton	d	-	-	1619	-	-		
Colehill Parkway	d	1609	-	-	1636	-		
Nuneaton	d	1624	-	-	1651	-		
Hinckley	d	1630	-	-	-	-		
Narborough	d	1639	-	-	-	-		
South Wigston	d	1644	-	-	-	-		
Leicester	a	1651	-	-	1712	-		
Leicester	d		-	-	1713	-		
Wilnecote	d		-	1628	-	-		
Tamworth	d		1620	1632	-	-		
Burton-on-Trent	d		-	1643	-	-		
Willington	d		-	-	-	-		
Derby	a		1640	1655	-	1708		
Derby 6	d			1701	-			
Spondon	a			-	-			
Long Eaton	a			1709	-			
Attenborough	a			-	-			
Beeston	a			1717	-			
Nottingham 8	a			1724	-			
Melton Mowbray	d				1730			
Oakham	d				1741			
Stamford	d				1755			
Peterborough	a				1809			
Peterborough 8	d				1813			
Whittlesea	a				-			
March	d				1829			
Manea	a				1837			
Ely 6	d				1853			
Cambridge	a				1908			
Cambridge	d				1911			
Audley End	a				-			
Stansted Airport →	a				1941			

Please note : All direct services are shown in **bold**. Food and drink is available on services shown with dark shading.

For help: see 'Using Your Timetable' on page 9

			① M	②	③	④	① P	① V
Cardiff Ctl 7	1445							
Newport	1459							
Severn Tnl Jn	-							
Caldicot	-							
Chepstow	1516							
Lydney	-							
Bristol TM 10	-		1533					1600
Bristol Pkwy	7	-	1542					1609
Gloucester	1546		-					-
Gloucester	7	1549	-					-
Cheltenham	1559		1612					1640
Ashchurch	-		-					-
Worcester Pkwy	1614		1626					-
University	1639		-					-
Bham New St 12	1645		1655					1724
Bham New St	1649	1652	1703	1709	1712	1722	1728	
Water Orton	-	-	-	1719	1723	-	-	
Colehill	-	1706	-	-	1727	1736	-	
Nuneaton	-	1728	-	-	1742	1751	-	
Hinckley	-	1734	-	-	1748	1757	-	
Narborough	-	1743	-	-	-	1806	-	
South Wigston	-	-	-	-	1759	-	-	
Leicester	-	1754	-	-	1805	1816	-	
Leicester	-	1756	-	-		1817	-	
Wilnecote	-	-	-	1728		-	-	
Tamworth	1706	-	-	1732		-	-	
Burton	1719	-	1726	1743		-	-	
Willington	-	-	-	-		-	-	
Derby	1731	-	1737	1755		-	1758	
Derby 6	1736	-		1759		-		
Spondon	-	-		-		-		
Long Eaton	1747	-		1808		-		
Attenborough	-	-		-		-		
Beeston	1755	-		1817		-		
Nottingham 8	1802	-		1824		-		
Melton Mowbray		1813				1834		
Oakham		1825				1846		
Stamford		1839				1900		
Peterboro		1853				1913		
Peterboro 8		1857				1916		
Whittlesea		1905				-		
March		1916				1932		
Manea		-				-		
Ely	6	1935				1953		
Cambridge		1950				2008		
Cambridge						2011		
Audley End						-		
Stansted Apt →						2041		

Cardiff & Birmingham to Nottingham. Birmingham to Leicester, Cambridge & Stansted

(Includes all services between Bristol & Derby)

Mondays to Fridays

Notes: see page 95

Features



Period of operation and Notes

M

V

Cardiff Central ⁷	d	1545					
Newport (South Wales)	d	1559					
S Severn Tunnel Junction	d	-					
Caldicot	d	-					
Chepstow	d	1616					
Lydney	d	-					
Bristol Temple Meads ¹⁰	d	-		1633			1700
Bristol Parkway ⁷	d	-		1642			1709
Gloucester	a	1643		-			-
Gloucester ⁷	d	1645		-			-
Cheltenham Spa	d	1655		1712			1740
Ashchurch for Tewkesbury	d	1703		-			-
Worcestershire Parkway	d	1714		1726			-
University	d	1739		-			-
Birmingham New Street ¹²	a	1745		1755			1825
Birmingham New Street	d	1749	1752	1803	1809	1822	
Water Orton	d	-	1803	-	-	-	
Coleshill Parkway	d	-	1807	-	-	1836	
Nuneaton	d	-	1824	-	-	1851	
Hinckley	d	-	1830	-	-	-	
Narborough	d	-	1839	-	-	-	
South Wigston	d	-	1844	-	-	-	
Leicester	a	-	1852	-	-	1915	
Leicester	d	-	-	-	-	1916	
Wilnecote	d	-	-	1824	-	-	
Tamworth	d	1806		1819	1828	-	
Burton-on-Trent	d	1818		-	1840	-	
Willington	d	-		-	1846	-	
Derby	a	1829		1842	1855	-	
Derby ⁶	d	1836			1913	-	
Spondon	a	-			-	-	
Long Eaton	a	1844			1921	-	
Attenborough	a	-			-	-	
Beeston	a	1853			1929	-	
Nottingham ⁸	a	1900			1936	-	
Melton Mowbray	d					1933	
Oakham	d					1944	
Stamford	d					1958	
Peterborough	a					2012	
Peterborough ⁸	d					2016	
Whittlesea	a					-	
March	d					2032	
Manea	a					-	
Ely ⁶	d					2053	
Cambridge	a					2108	
Cambridge	d					2111	
Audley End	a					-	
Stansted Airport →	a					2141	

Please note : All direct services are shown in **bold**. Food and drink is available on services shown with dark shading.

For help: see 'Using Your Timetable' on page 9

			⑦	①	⑦	①	⑦	⑦	①
			T					P	
Cardiff Ctl ⑦	1645								1745
Newport	1659								1759
Severn Tnl Jn	-								-
Caldicot	-								-
Chepstow	-								1816
Lydney	1725								-
Bristol TM ⑩	-		1733		1800				-
Bristol Pkwy ⑦	-		1742		1810				-
Gloucester	1745		-		-				1843
Gloucester ⑦	1749		-		-				1845
Cheltenham	1759		1812		1840				1855
Ashchurch	-		-		-				1903
Worcester Pkwy	1814		1826		-				1914
University	1839		-		-				1939
Bham New St ⑫	1845		1854		1918				1945
Bham New St	1849	1852	1903	1909		1922	1927		1949
Water Orton	-	-	-	-		-	-		-
Coleshill	-	1905	-	-		1936	-		-
Nuneaton	-	1921	-	-		1951	-		-
Hinckley	-	1928	-	-		-	-		-
Narborough	-	1936	-	-		-	-		-
South Wigston	-	1942	-	-		-	-		-
Leicester	-	1950	-	-		2014	-		-
Leicester	-		-	-		2015	-		-
Wilnecote	-		-	-		-	-		2004
Tamworth	1908		1919	1926		-	-		2008
Burton	1920		1930	1937		-	-		2020
Willington	-		-	1943		-	-		-
Derby	1932		1942	1952		-	1957		2031
Derby ⑥	1936			1957		-			2036
Spondon	-			-		-			-
Long Eaton	1944			-		-			2044
Attenborough	-			-		-			-
Beeston	1952			-		-			2052
Nottingham ⑧	2001			2019		-			2059
Melton Mowbray						2032			
Oakham						2043			
Stamford						2057			
Peterboro						2112			
Peterboro ⑧						2116			
Whittlesea						-			
March						2132			
Manea						-			
Ely ⑥						2150			
Cambridge						2205			
Cambridge						2211			
Audley End						-			
Stansted Apt →						2241			

Cardiff & Birmingham to Nottingham. Birmingham to Leicester, Cambridge & Stansted

(Includes all services between Bristol & Derby)

Mondays to Fridays

Notes: see page 95

Features

⑦ ① ⑦ ⑦ ① ⑦ ⑦ ⑦

Period of operation and Notes

S

Cardiff Central ⑦	d					1845	
Newport (South Wales)	d					1859	
Severn Tunnel Junction	d					-	
Caldicot	d					-	
Chepstow	d					1916	
Lydney	d					-	
Bristol Temple Meads ⑩	d		1833		1855	-	
Bristol Parkway ⑦	d		1842		1905	-	
Gloucester	a		-		-	1943	
Gloucester ⑦	d		-		-	1949	
Cheltenham Spa	d		1912		1943	1959	
Ashchurch for Tewkesbury	d		-		-	-	
Worcestershire Parkway	d		1926		-	2014	
University	d		-		-	2039	
Birmingham New Street ⑫	a		1954		2040	2046	
Birmingham New Street	d	1952	2003	2022		2049	2052
Water Orton	d	2003	-	-		-	-
Coleshill Parkway	d	2007	-	2036		-	2106
Nuneaton	d	2024	-	2051		-	2124
Hinckley	d	2030	-	-		-	2130
Narborough	d	2039	-	-		-	2139
South Wigston	d	2046	-	-		-	2144
Leicester	a	2052	-	2115		-	2151
Leicester	d		-	2119		-	
Wilnecote	d		-	-		2104	
Tamworth	d		2019	-		2109	
Burton-on-Trent	d		-	-		2121	
Willington	d		-	-		2127	
Derby	a		2037	-		2138	
Derby ⑥	d			-		2143	
Spondon	a			-		2147	
Long Eaton	a			-		2154	
Attenborough	a			-		-	
Beeston	a			-		2202	
Nottingham ⑧	a			-		2208	
Melton Mowbray	d			2135			
Oakham	d			2147			
Stamford	d			2201			
Peterborough	a			2216			
Peterborough ⑧	d			2219			
Whittlesea	a			-			
March	d			2236			
Manea	a			-			
Ely ⑥	d			2253			
Cambridge	a			2310			
Cambridge	d						
Audley End	a						
Stansted Airport →	a						

Please note : All direct services are shown in **bold**. Food and drink is available on services shown with dark shading.

For help: see 'Using Your Timetable' on page 9

1 Z Z 1 Z Z Z 1 Z Z
S

Cardiff Ctl 7		1950			2045		2145
Newport		2003			2059		2159
S Severn Tnl Jn		2013			-		2209
Caldicot		2016			-		2212
Chepstow		2024			-		2220
Lydney		2033			-		2229
Bristol TM 10	1933	-	2033		-	2218	-
Bristol Pkwy	1942	-	2042		-	2227	-
Gloucester	-	2053	-		2141	-	2249
Gloucester	-	2056	-		2142	-	2251
Cheltenham	2012	2107	2112		2152	2257	2302
Ashchurch	-	-	-		2159	-	-
Worcester Pkwy	2026	2121	2126		2209	-	-
University	-	2148	-		2239	-	-
Bham New St 12	2055	2154	2200		2246	2355	0002
Bham New St	2103	2203		2222		2309	
Water Orton	-	-		-		-	
Colehill	-	-		2236		-	
Nuneaton	-	-		2251		-	
Hinckley	-	-		2258		-	
Narborough	-	-		2306		-	
South Wigston	-	-		2311		-	
Leicester	-	-		2318		-	
Leicester	-	-				-	
Wilnecote	-	-				2324	
Tamworth	2126	2227				2328	
Burton	2137	2239				2340	
Willington	-	-				2346	
Derby	2147	2250				2354	
Derby 6		2258				2358	
Spondon		2302				-	
Long Eaton		2309				-	
Attenborough		2316				-	
Beeston		2319				-	
Nottingham 8		2326				0021	
Melton Mwbray							
Oakham							
Stamford							
Peterboro							
Peterboro 8							
Whittlesea							
March							
Manea							
Ely							
Cambridge							
Cambridge							
Audley End							
Stansted Apt →							

Cardiff & Birmingham to Nottingham. Birmingham to Leicester, Cambridge & Stansted

(Includes all services between Bristol & Derby)

Saturdays

Notes: see page 95

Features	⑦	⑦	⑦	⑦	⑦
Period of operation and Notes	EMR				
Cardiff Central ⑦	d				
Newport (South Wales)	d				
Severn Tunnel Junction	d				
Caldicot	d				
Chepstow	d				
Lydney	d				
Bristol Temple Meads ⑩	d				
Bristol Parkway ⑦	d				
Gloucester	a				
Gloucester ⑦	d				
Cheltenham Spa	d				
Ashchurch for Tewkesbury	d				
Worcestershire Parkway	d				
University	d				
Birmingham New Street ⑫	a				
Birmingham New Street	d				0522
Water Orton	d				-
Coleshill Parkway	d				0536
Nuneaton	d				0551
Hinckley	d				-
Narborough	d				-
South Wigston	d				-
Leicester	a				0610
Leicester	d				0615
Wilnecote	d				-
Tamworth	d				-
Burton-on-Trent	d				-
Willington	d				-
Derby	a				-
Derby ⑥	d				-
Spondon	a				-
Long Eaton	a				-
Attenborough	a				-
Beeston	a				-
Nottingham ⑧	a				0500d -
Melton Mowbray	d				0542 0631
Oakham	d				0554 0643
Stamford	d				0607 0657
Peterborough	a				0624 0711
Peterborough ⑧	d				0627 0713
Whittlesea	a				- 0721
March	d				0644 0732
Manea	a				- 0739
Ely ⑥	d				0704a 0753
Cambridge	a				0809
Cambridge	d	0451	0540	0640	0736 0811
Audley End	a	-	0554	0654	0750 -
Stansted Airport →	a	0517	0610	0710	0810 0841

Times may vary at weekends to allow track improvement work to take place. Please check before travelling by visiting crosscountrytrains.co.uk or calling National Rail Enquiries on 03457 48 49 50

Please note : All direct services are shown in **bold**. Food and drink is available on services shown with dark shading.

For help: see 'Using Your Timetable' on page 9

	EMR	⌚	1 M	⌚	⌚	⌚	1 M
Cardiff Ctl 7							
Newport							
Severn Tnl Jn							
Caldicot							
Chepstow							
Lydney							
Bristol TM 10							
Bristol Pkwy 7							
Gloucester							
Gloucester 7							
Cheltenham							
Ashchurch							
Worcester Pkwy							
University							
Bham New St 12							
Bham New St	0552	0603	0609	0622	0649	0652	0703
Water Orton	-	-	-	-	-	0703	-
Coleshill	0606	-	-	0636	-	0707	-
Nuneaton	0624	-	-	0651	-	0724	-
Hinckley	0630	-	-	-	-	0730	-
Narborough	0639	-	-	-	-	0739	-
South Wigston	0644	-	-	-	-	0744	-
Leicester	0650	-	-	0711	-	0750	-
Leicester		-	-	0714	-		-
Wilnecote		-	0625	-	-		-
Tamworth		0619	0629	-	0706		0719
Burton		0630	0640	-	0717		0730
Willington		-	0646	-	-		-
Derby		0640	0657	-	0729		0740
Derby 6			0710	-	0742		
Spondon			0714	-	-		
Long Eaton			0721	-	0750		
Attenborough			-	-	-		
Beeston			0732	-	0800		
Nottingham 8	0608d		0739	-	0806		
Melton Mowbray	0654			0731			
Oakham	0706			0742			
Stamford	0719			0756			
Peterboro	0734			0810			
Peterboro 8	0736			0816			
Whittlesea	-			-			
March	0756			0832			
Manea	-			-			
Ely 6	0813a			0850			
Cambridge				0905			
Cambridge				0911			
Audley End				-			
Stansted Apt →				0941			

Cardiff & Birmingham to Nottingham. Birmingham to Leicester, Cambridge & Stansted

(Includes all services between Bristol & Derby)

Saturdays

Notes: see page 95

Features



Period of operation and Notes

M

Cardiff Central ⁷	d						
Newport (South Wales)	d						
Severn Tunnel Junction	d						
Caldicot	d						
Chepstow	d						
Lydney	d						
Bristol Temple Meads ¹⁰	d					0615	
Bristol Parkway ⁷	d					0624	
Gloucester	a					0650	
Gloucester ⁷	d					0659	
Cheltenham Spa	d					0710	
Ashchurch for Tewkesbury	d					-	
Worcestershire Parkway	d					0724	
University	d					-	
Birmingham New Street ¹²	a					0755	
Birmingham New Street	d	0709	0722	0749	0752	0803	0809
Water Orton	d	-	-	-	-	-	-
Coleshill Parkway	d	-	0736	-	0806	-	-
Nuneaton	d	-	0751	-	0824	-	-
Hinckley	d	-	-	-	0830	-	-
Narborough	d	-	-	-	0839	-	-
South Wigston	d	-	-	-	0844	-	-
Leicester	a	-	0810	-	0850	-	-
Leicester	d	-	0813	-	-	-	-
Wilnecote	d	0724	-	-	-	-	0824
Tamworth	d	0728	-	0806	-	0820	0828
Burton-on-Trent	d	0741	-	0817	-	0831	0840
Willington	d	0747	-	-	-	-	0846
Derby	a	0758	-	0830	-	0841	0854
Derby ⁶	d	0808	-	0838	-	-	0901
Spondon	a	-	-	-	-	-	-
Long Eaton	a	0816	-	0846	-	-	-
Attenborough	a	-	-	-	-	-	-
Beeston	a	0824	-	0855	-	-	-
Nottingham ⁸	a	0833	-	0903	-	-	0922
Melton Mowbray	d	-	0829	-	-	-	-
Oakham	d	-	0841	-	-	-	-
Stamford	d	-	0855	-	-	-	-
Peterborough	a	-	0909	-	-	-	-
Peterborough ⁸	d	-	0916	-	-	-	-
Whittlesea	a	-	-	-	-	-	-
March	d	-	0932	-	-	-	-
Manea	a	-	-	-	-	-	-
Ely ⁶	d	-	0953	-	-	-	-
Cambridge	a	-	1009	-	-	-	-
Cambridge	d	-	1011	-	-	-	-
Audley End	a	-	-	-	-	-	-
Stansted Airport →	a	-	1041	-	-	-	-

Times may vary at weekends to allow track improvement work to take place. Please check before travelling by visiting crosscountrytrains.co.uk or calling National Rail Enquiries on 03457 48 49 50

Please note : All direct services are shown in **bold**. Food and drink is available on services shown with dark shading.

For help: see 'Using Your Timetable' on page 9

	1 T	2 V	3 Z	4 Z	5 M		
Cardiff Ctl 7				0640			
Newport				0654			
Severn Tnl Jn				0704			
Caldicot				0707			
Chepstow				0715			
Lydney				0724			
Bristol TM 10			0700	-	0733		
Bristol Pkwy 7			0709	-	0742		
Gloucester			-	0744	-		
Gloucester 7			-	0745	-		
Cheltenham			0740	0755	0812		
Ashchurch			-	0803	-		
Worcester Pkwy			-	0814	0826		
University			-	0839	-		
Bham New St 12			0819	0845	0855		
Bham New St	0822	0827		0849	0852	0903	0909
Water Orton	-	-		-	0903	-	-
Coleshill	0836	-		-	0907	-	-
Nuneaton	0851	-		-	0924	-	-
Hinckley	-	-		-	0930	-	-
Narborough	-	-		-	0939	-	-
South Wigston	-	-		-	-	-	-
Leicester	0910	-		-	0950	-	-
Leicester	0912	-		-	-	-	-
Wilnecote	-	-		-	-	0924	-
Tamworth	-	-		0906	-	0928	-
Burton	-	-		0917	0926	0940	-
Willington	-	-		-	-	-	-
Derby	-	0857		0931	0937	0952	-
Derby 6	-			0936		0958	-
Spondon	-			-		-	-
Long Eaton	-			0945		-	-
Attenborough	-			-		-	-
Beeston	-			0954		-	-
Nottingham 8	-			1003		1022	-
Melton Mowbray	0928						1028
Oakham	0940						1040
Stamford	0954						1054
Peterboro	1007						1107
Peterboro 8	1016						1116
Whittlesea	-						-
March	1032						1132
Manea	-						-
Ely 6	1050						1150
Cambridge	1105						1205
Cambridge	1111						1211
Audley End	-						-
Stansted Apt →	1141						1241

Cardiff & Birmingham to Nottingham. Birmingham to Leicester, Cambridge & Stansted

(Includes all services between Bristol & Derby)

Saturdays

Notes: see page 95

Features		1	2	3	4	5
Period of operation and Notes		V			M	
Cardiff Central 7	d		0745			
Newport (South Wales)	d		0759			
Severn Tunnel Junction	d		-			
Caldicot	d		-			
Chepstow	d		-			
Lydney	d		0823			
Bristol Temple Meads 10	d	0800	-	0833		
Bristol Parkway 7	d	0809	-	0842		
Gloucester	a	-	0843	-		
Gloucester 7	d	-	0849	-		
Cheltenham Spa	d	0840	0859	0912		
Ashchurch for Tewkesbury	d	-	-	-		
Worcestershire Parkway	d	-	0914	0926		
University	d	-	0939	-		
Birmingham New Street 12	a	0919	0945	0955		
Birmingham New Street	d		0949	0952	1003	1009
Water Orton	d		-	-	-	-
Coleshill Parkway	d		-	1009	-	1035
Nuneaton	d		-	1024	-	1051
Hinckley	d		-	1030	-	-
Narborough	d		-	1039	-	-
South Wigston	d		-	1044	-	-
Leicester	a		-	1051	-	1110
Leicester	d		-	-	-	1112
Wilnecote	d		-	-	-	-
Tamworth	d		1006	1019	1026	-
Burton-on-Trent	d		1018	-	1037	-
Willington	d		-	-	1043	-
Derby	a		1031	1037	1053	-
Derby 6	d		1036		1101	-
Spondon	a		-		-	-
Long Eaton	a		1045		-	-
Attenborough	a		-		-	-
Beeston	a		1053		-	-
Nottingham 8	a		1103		1122	-
Melton Mowbray	d					1128
Oakham	d					1140
Stamford	d					1154
Peterborough	a					1207
Peterborough 8	d					1216
Whittlesea	a					-
March	d					1232
Manea	a					-
Ely 6	d					1250
Cambridge	a					1305
Cambridge	d					1311
Audley End	a					-
Stansted Airport →	a					1341

Times may vary at weekends to allow track improvement work to take place. Please check before travelling by visiting crosscountrytrains.co.uk or calling National Rail Enquiries on 03457 48 49 50

Please note : All direct services are shown in **bold**. Food and drink is available on services shown with dark shading.

For help: see 'Using Your Timetable' on page 9

	1 T	1 V	⌚	⌚	⌚	1 M		1 V
Cardiff Ctl 7			0845					
Newport			0859					
Severn Tnl Jn			-					
Caldicot			-					
Chepstow			0916					
Lydney			-					
Bristol TM 10		0900	-		0933			1000
Bristol Pkwy 7		0909	-		0942			1009
Gloucester		-	0943		-			-
Gloucester 7		-	0949		-			-
Cheltenham		0940	0959		1012			1040
Ashchurch		-	-		-			-
Worcester Pkwy		-	1014		1026			-
University		-	1039		-			-
Bham New St 12		1019	1045		1055			1119
Bham New St	1024		1049	1052	1103	1109	1122	
Water Orton	-		-	1103	-	-	-	
Colehill	-		-	1107	-	-	1136	
Nuneaton	-		-	1124	-	-	1151	
Hinckley	-		-	1130	-	-	-	
Narborough	-		-	1139	-	-	-	
South Wigston	-		-	1144	-	-	-	
Leicester	-		-	1151	-	-	1210	
Leicester	-		-	-	-	-	1212	
Wilnecote	-		-		-	1124	-	
Tamworth	-		1106		-	1129	-	
Burton	-		1117		1126	1141	-	
Willington	-		-		-	-	-	
Derby	1056		1129		1136	1155	-	
Derby 6			1136			1201	-	
Spondon			-			-	-	
Long Eaton			1144			-	-	
Attenborough			-			-	-	
Beeston			1152			-	-	
Nottingham 8			1159			1223	-	
Melton Mwbray							1228	
Oakham							1240	
Stamford							1254	
Peterboro							1307	
Peterboro 8							1316	
Whittlesea							-	
March							1332	
Manea							-	
Ely 6							1350	
Cambridge							1405	
Cambridge							1411	
Audley End							-	
Stansted Apt →							1441	

Cardiff & Birmingham to Nottingham. Birmingham to Leicester, Cambridge & Stansted

(Includes all services between Bristol & Derby)

Saturdays

Notes: see page 95

Features



Period of operation and Notes

M

T

Cardiff Central ⁷	d	0945					
Newport (South Wales)	d	0959					
Severn Tunnel Junction	d	-					
Caldicot	d	-					
Chepstow	d	1016					
Lydney	d	-					
Bristol Temple Meads ¹⁰	d	-		1033			
Bristol Parkway ⁷	d	-		1042			
Gloucester	a	1043		-			
Gloucester ⁷	d	1049		-			
Cheltenham Spa	d	1059		1112			
Ashchurch for Tewkesbury	d	-		-			
Worcestershire Parkway	d	1114		1126			
University	d	1139		-			
Birmingham New Street ¹²	a	1145		1155			
Birmingham New Street	d	1149	1152	1203	1209	1221	1225
Water Orton	d	-	-	-	-	-	-
Coleshill Parkway	d	-	1209	-	-	1236	-
Nuneaton	d	-	1224	-	-	1251	-
Hinckley	d	-	1230	-	-	-	-
Narborough	d	-	1239	-	-	-	-
South Wigston	d	-	1244	-	-	-	-
Leicester	a	-	1250	-	-	1310	-
Leicester	d	-	-	-	-	1312	-
Wilnecote	d	-	-	-	-	-	-
Tamworth	d	1206		1219	1226	-	-
Burton-on-Trent	d	1218		-	1237	-	-
Willington	d	-		-	1243	-	-
Derby	a	1229		1237	1252	-	1257
Derby ⁶	d	1236			1301	-	
Spondon	a	-			-	-	
Long Eaton	a	1244			-	-	
Attenborough	a	-			-	-	
Beeston	a	1252			-	-	
Nottingham ⁸	a	1259			1324	-	
Melton Mowbray	d					1328	
Oakham	d					1340	
Stamford	d					1354	
Peterborough	a					1407	
Peterborough ⁸	d					1416	
Whittlesea	a					-	
March	d					1432	
Manea	a					-	
Ely ⁶	d					1450	
Cambridge	a					1505	
Cambridge	d					1511	
Audley End	a					-	
Stansted Airport →	a					1541	

Times may vary at weekends to allow track improvement work to take place. Please check before travelling by visiting crosscountrytrains.co.uk or calling National Rail Enquiries on 03457 48 49 50

Please note : All direct services are shown in **bold**. Food and drink is available on services shown with dark shading.

For help: see 'Using Your Timetable' on page 9

	1 V		⓪	1 N	⓪	⓪	1 V
Cardiff Ctl 7		1045					1145
Newport		1059					1159
Severn Tnl Jn		-					-
Caldicot		-					-
Chepstow		-					1216
Lydney		1123					-
Bristol TM 10	1100	-		1133		1200	-
Bristol Pkwy 7	1109	-		1142		1209	-
Gloucester	-	1145		-		-	1243
Gloucester 7	-	1149		-		-	1245
Cheltenham	1140	1159		1212		1240	1255
Ashchurch	-	-		-		-	1303
Worcester Pkwy	-	1214		1226		-	1314
University	-	1239		-		-	1339
Bham New St 12	1219	1245		1255		1319	1345
Bham New St		1249	1252	1303	1309	1322	1349
Water Orton		-	1303	-	-	-	-
Coleshill		-	1307	-	-	1336	-
Nuneaton		-	1324	-	-	1351	-
Hinckley		-	1330	-	-	-	-
Narborough		-	1339	-	-	-	-
South Wigston		-	-	-	-	-	-
Leicester		-	1351	-	-	1410	-
Leicester		-	-	-	-	1412	-
Wilnecote		-	-	1324	-	-	-
Tamworth		1308	-	1328	-	-	1406
Burton		1320		1326	1340	-	1417
Willington		-	-	-	-	-	-
Derby		1331		1336	1352	-	1429
Derby 6		1336			1401	-	1436
Spondon		-			-	-	-
Long Eaton		1344			-	-	1445
Attenborough		-			-	-	-
Beeston		1355			-	-	1453
Nottingham 8		1403			1424	-	1503
Melton Mowbray						1428	
Oakham						1440	
Stamford						1454	
Peterboro						1507	
Peterboro 8						1516	
Whittlesea						-	
March						1532	
Manea						-	
Ely 6						1550	
Cambridge						1605	
Cambridge						1611	
Audley End						-	
Stansted Apt →						1641	

Cardiff & Birmingham to Nottingham. Birmingham to Leicester, Cambridge & Stansted

(Includes all services between Bristol & Derby)

Saturdays

Notes: see page 95

Features		②	1 M	②	②	1 V	②
Period of operation and Notes							
Cardiff Central 7	d						1245
Newport (South Wales)	d						1259
Severn Tunnel Junction	d						-
Caldicot	d						-
Chepstow	d						1316
Lydney	d						-
Bristol Temple Meads 10	d		1233			1300	-
Bristol Parkway 7	d		1242			1309	-
Gloucester	a		-			-	1343
Gloucester 7	d		-			-	1349
Cheltenham Spa	d		1312			1340	1359
Ashchurch for Tewkesbury	d		-			-	-
Worcestershire Parkway	d		1326			-	1414
University	d		-			-	1439
Birmingham New Street 12	a		1355			1419	1445
Birmingham New Street	d	1352	1403	1409	1422		1449
Water Orton	d	-	-	-	-		-
Coleshill Parkway	d	1409	-	-	1436		-
Nuneaton	d	1425	-	-	1451		-
Hinckley	d	1431	-	-	-		-
Narborough	d	1440	-	-	-		-
South Wigston	d	1445	-	-	-		-
Leicester	a	1451	-	-	1510		-
Leicester	d		-	-	1512		-
Wilnecote	d		-	1424	-		-
Tamworth	d		1419	1428	-		1506
Burton-on-Trent	d		-	1440	-		1517
Willington	d		-	-	-		-
Derby	a		1437	1452	-		1530
Derby 6	d			1501	-		1538
Spondon	a			-	-		-
Long Eaton	a			-	-		1546
Attenborough	a			-	-		-
Beeston	a			-	-		1556
Nottingham 8	a			1523	-		1603
Melton Mowbray	d				1528		
Oakham	d				1540		
Stamford	d				1554		
Peterborough	a				1607		
Peterborough 8	d				1616		
Whittlesea	a				-		
March	d				1632		
Manea	a				-		
Ely 6	d				1650		
Cambridge	a				1705		
Cambridge	d				1711		
Audley End	a				-		
Stansted Airport →	a				1741		

Times may vary at weekends to allow track improvement work to take place. Please check before travelling by visiting crosscountrytrains.co.uk or calling National Rail Enquiries on 03457 48 49 50

Please note : All direct services are shown in **bold**. Food and drink is available on services shown with dark shading.

For help: see 'Using Your Timetable' on page 9

	⑦	① Q	⑦	⑦	① V	⑦	⑦	① Q
Cardiff Ctl ⑦						1345		
Newport						1359		
Severn Tnl Jn						-		
Caldicot						-		
Chepstow						-		
Lydney						1423		
Bristol TM ⑩		1333			1400	-		1433
Bristol Pkwy ⑦		1342			1409	-		1442
Gloucester		-			-	1443		-
Gloucester ⑦		-			-	1449		-
Cheltenham		1412			1440	1459		1512
Ashchurch		-			-	-		-
Worcester Pkwy		1426			-	1514		1526
University		-			-	1539		-
Bham New St ⑫		1455			1519	1545		1555
Bham New St	1452	1503	1509	1522		1549	1552	1603
Water Orton	1503	-	-	-		-	-	-
Coleshill	1507	-	-	1536		-	1609	-
Nuneaton	1524	-	-	1551		-	1624	-
Hinckley	1530	-	-	-		-	1630	-
Narborough	1539	-	-	-		-	1639	-
South Wigston	1544	-	-	-		-	1644	-
Leicester	1551	-	-	1610		-	1651	-
Leicester		-	-	1612		-		-
Wilnecote		-	1524	-		-		-
Tamworth		-	1528	-		1606		1619
Burton		1526	1540	-		1617		-
Willington		-	1546	-		-		-
Derby		1538	1555	-		1629		1637
Derby ⑥			1601	-		1636		
Spondon			-	-		-		
Long Eaton			-	-		1644		
Attenborough			-	-		-		
Beeston			-	-		1652		
Nottingham ⑧			1624	-		1703		
Melton Mowbray				1628				
Oakham				1640				
Stamford				1654				
Peterboro				1707				
Peterboro ⑧				1716				
Whittlesea				1724				
March				1735				
Manea				1742				
Ely ⑥				1759				
Cambridge				1814				
Cambridge				1817				
Audley End				-				
Stansted Apt →				1843				

Cardiff & Birmingham to Nottingham. Birmingham to Leicester, Cambridge & Stansted

(Includes all services between Bristol & Derby)

Saturdays

Notes: see page 95

Features		②	②	1 T	1 V	②	②
Period of operation and Notes							
Cardiff Central 7	d					1445	
Newport (South Wales)	d					1459	
Severn Tunnel Junction	d					-	
Caldicot	d					-	
Chepstow	d					1517	
Lydney	d					-	
Bristol Temple Meads 10	d				1500	-	
Bristol Parkway 7	d				1509	-	
Gloucester	a				-	1544	
Gloucester 7	d				-	1549	
Cheltenham Spa	d				1540	1559	
Ashchurch for Tewkesbury	d				-	-	
Worcestershire Parkway	d				-	1614	
University	d				-	1639	
Birmingham New Street 12	a				1619	1645	
Birmingham New Street	d	1609	1622	1630		1649	1652
Water Orton	d	-	-	-		-	1703
Coleshill Parkway	d	-	1636	-		-	1707
Nuneaton	d	-	1651	-		-	1724
Hinckley	d	-	-	-		-	1730
Narborough	d	-	-	-		-	1739
South Wigston	d	-	-	-		-	-
Leicester	a	-	1710	-		-	1749
Leicester	d	-	1712	-		-	
Wilnecote	d	1624	-	-		-	
Tamworth	d	1628	-	-		1706	
Burton-on-Trent	d	1640	-	1654		1717	
Willington	d	-	-	-		-	
Derby	a	1652	-	1708		1729	
Derby 6	d	1701	-			1736	
Spondon	a	-	-			-	
Long Eaton	a	1709	-			1744	
Attenborough	a	-	-			-	
Beeston	a	1717	-			1752	
Nottingham 8	a	1724	-			1803	
Melton Mowbray	d		1728				
Oakham	d		1740				
Stamford	d		1754				
Peterborough	a		1807				
Peterborough 8	d		1816				
Whittlesea	a		-				
March	d		1832				
Manea	a		-				
Ely 6	d		1850				
Cambridge	a		1905				
Cambridge	d		1911				
Audley End	a		-				
Stansted Airport →	a		1941				

Times may vary at weekends to allow track improvement work to take place. Please check before travelling by visiting crosscountrytrains.co.uk or calling National Rail Enquiries on 03457 48 49 50

Please note : All direct services are shown in **bold**. Food and drink is available on services shown with dark shading.

For help: see 'Using Your Timetable' on page 9

	1 M	⌚	⌚	1 P	1 V	⌚	⌚	1 M
Cardiff Ctl 7						1545		
Newport						1559		
Severn Tnl Jn						-		
Caldicot						-		
Chepstow						1616		
Lydney						-		
Bristol TM 10	1533				1600	-		1633
Bristol Pkwy 7	1542				1609	-		1642
Gloucester	-				-	1643		-
Gloucester 7	-				-	1645		-
Cheltenham	1612				1640	1655		1712
Ashchurch	-				-	1703		-
Worcester Pkwy	1626				-	1714		1726
University	-				-	1739		-
Bham New St 12	1655				1719	1745		1755
Bham New St	1703	1709	1722	1728		1749	1752	1803
Water Orton	-	-	-	-		-	-	-
Colehill	-	-	1736	-		-	1806	-
Nuneaton	-	-	1751	-		-	1824	-
Hinckley	-	-	-	-		-	1830	-
Narborough	-	-	-	-		-	1839	-
South Wigston	-	-	-	-		-	1844	-
Leicester	-	-	1810	-		-	1850	-
Leicester	-	-	1812	-		-		-
Wilnecote	-	1724	-	-		-		-
Tamworth	-	1728	-	-		1806		1819
Burton	1726	1740	-	-		1817		-
Willington	-	-	-	-		-		-
Derby	1736	1751	-	1758		1829		1839
Derby 6		1759	-			1836		
Spondon		-	-			-		
Long Eaton		1807	-			1844		
Attenborough		-	-			-		
Beeston		1816	-			1852		
Nottingham 8		1824	-			1859		
Melton Mowbray			1828					
Oakham			1840					
Stamford			1854					
Peterboro			1907					
Peterboro 8			1916					
Whittlesea			-					
March			1932					
Manea			-					
Ely 6			1950					
Cambridge			2005					
Cambridge			2011					
Audley End			-					
Stansted Apt →			2041					

Cardiff & Birmingham to Nottingham. Birmingham to Leicester, Cambridge & Stansted

(Includes all services between Bristol & Derby)

Saturdays

Notes: see page 95

Features		⌚	⌚	1 V	⌚	⌚	1 P
Period of operation and Notes							
Cardiff Central 7	d				1645		
Newport (South Wales)	d				1659		
Severn Tunnel Junction	d				-		
Caldicot	d				-		
Chepstow	d				-		
Lydney	d				1724		
Bristol Temple Meads 10	d			1700	-		1733
Bristol Parkway 7	d			1709	-		1742
Gloucester	a			-	1744		-
Gloucester 7	d			-	1749		-
Cheltenham Spa	d			1740	1759		1812
Ashchurch for Tewkesbury	d			-	-		-
Worcestershire Parkway	d			-	1814		1826
University	d			-	1839		-
Birmingham New Street 12	a			1819	1845		1855
Birmingham New Street	d	1809	1822		1849	1852	1903
Water Orton	d	-	-		-	-	-
Coleshill Parkway	d	-	1836		-	1906	-
Nuneaton	d	-	1851		-	1921	-
Hinckley	d	-	-		-	1928	-
Narborough	d	-	-		-	1936	-
South Wigston	d	-	-		-	1942	-
Leicester	a	-	1910		-	1950	-
Leicester	d	-	1912		-		-
Wilnecote	d	1824	-		-		-
Tamworth	d	1828	-		1906		-
Burton-on-Trent	d	1840	-		1917		1926
Willington	d	1846	-		-		-
Derby	a	1854	-		1930		1936
Derby 6	d	1858	-		1940		
Spondon	a	-	-		-		
Long Eaton	a	1906	-		1948		
Attenborough	a	-	-		-		
Beeston	a	1914	-		1956		
Nottingham 8	a	1921	-		2003		
Melton Mowbray	d		1928				
Oakham	d		1940				
Stamford	d		1954				
Peterborough	a		2007				
Peterborough 8	d		2016				
Whittlesea	a		-				
March	d		2032				
Manea	a		-				
Ely 6	d		2050				
Cambridge	a		2109				
Cambridge	d		2111				
Audley End	a		-				
Stansted Airport →	a		2141				

Times may vary at weekends to allow track improvement work to take place. Please check before travelling by visiting crosscountrytrains.co.uk or calling National Rail Enquiries on 03457 48 49 50

Please note : All direct services are shown in **bold**. Food and drink is available on services shown with dark shading.

For help: see 'Using Your Timetable' on page 9

	⑦	1	⑦	⑦	1	⑦	⑦	⑦	1	1
	T				S					
Cardiff Ctl ⑦					1745					
Newport					1759					
Severn Tnl Jn					-					
Caldicot					-					
Chepstow					1816					
Lydney					-					
Bristol TM ⑩				1800	-		1833	1900		
Bristol Pkwy ⑦				1809	-		1842	1909		
Gloucester				-	1844		-	-		
Gloucester ⑦				-	1845		-	-		
Cheltenham				1840	1855		1912	1940		
Ashchurch				-	1903		-	-		
Worcester Pkwy				-	1914		1926	-		
University				-	1939		-	-		
Bham New St ⑫				1918	1945		1955	2018		
Bham New St	1909	1927	1922		1949	1952	2003			
Water Orton	-	-	-		-	2003	-			
Coleshill	-	-	1936		-	2007	-			
Nuneaton	-	-	1951		-	2024	-			
Hinckley	-	-	-		-	2030	-			
Narborough	-	-	-		-	2039	-			
South Wigston	-	-	-		-	2044	-			
Leicester	-	-	2010		-	2051	-			
Leicester	-	-	2012		-		-			
Wilnecote	1924	-	-		2004		-			
Tamworth	1928	-	-		2008		2020			
Burton	1940	-	-		2020		-			
Willington	-	-	-		-		-			
Derby	1951	1957	-		2032		2039			
Derby ⑥	1959		-		2036					
Spondon	-		-		-					
Long Eaton	-		-		2045					
Attenborough	-		-		-					
Beeston	-		-		2053					
Nottingham ⑧	2020		-		2101					
Melton Mowbray			2028							
Oakham			2040							
Stamford			2054							
Peterboro			2107							
Peterboro ⑧			2116							
Whittlesea			-							
March			2132							
Manea			-							
Ely ⑥			2153							
Cambridge			2209							
Cambridge			2211							
Audley End			-							
Stansted Apt →			2241							

Cardiff & Birmingham to Nottingham. Birmingham to Leicester, Cambridge & Stansted

(Includes all services between Bristol & Derby)

Saturdays

Notes: see page 95

Features



Period of operation and Notes

S

Cardiff Central ⁷	d		1845			2000
Newport (South Wales)	d		1859			2013
Severn Tunnel Junction	d		-			2025
Caldicot	d		-			2027
Chepstow	d		1916			2036
Lydney	d		-			2044
Bristol Temple Meads ¹⁰	d		-	1930	2033	-
Bristol Parkway ⁷	d		-	1938	2042	-
Gloucester	a		1943	-	-	2105
Gloucester ⁷	d		1949	-	-	2106
Cheltenham Spa	d		1959	2008	2112	2117
Ashchurch for Tewkesbury	d		-	-	-	2124
Worcestershire Parkway	d		2014	2023	2127	-
University	d		2039	-	-	2200
Birmingham New Street ¹²	a		2045	2055	2155	2206
Birmingham New Street	d	2022	2049	2052	2103	2203
Water Orton	d	-	-	-	-	-
Coleshill Parkway	d	2036	-	2106	-	-
Nuneaton	d	2051	-	2124	-	-
Hinckley	d	-	-	2130	-	-
Narborough	d	-	-	2139	-	-
South Wigston	d	-	-	2144	-	-
Leicester	a	2110	-	2150	-	-
Leicester	d	2112	-	-	-	-
Wilnecote	d	-	2104	-	-	-
Tamworth	d	-	2108	2119	2219	2229
Burton-on-Trent	d	-	2120	2130	2230	2240
Willington	d	-	-	-	-	2246
Derby	a	-	2135	2140	2242	2255
Derby ⁶	d	-	2139			2259
Spondon	a	-	2143			-
Long Eaton	a	-	2150			2307
Attenborough	a	-	-			-
Beeston	a	-	2158			2316
Nottingham ⁸	a	-	2204			2323
Melton Mowbray	d	2128				
Oakham	d	2140				
Stamford	d	2154				
Peterborough	a	2207				
Peterborough ⁸	d	2216				
Whittlesea	a	-				
March	d	2232				
Manea	a	-				
Ely ⁶	d	2250				
Cambridge	a	2305				
Cambridge	d					
Audley End	a					
Stansted Airport →	a					

Times may vary at weekends to allow track improvement work to take place. Please check before travelling by visiting crosscountrytrains.co.uk or calling National Rail Enquiries on 03457 48 49 50

Please note : All direct services are shown in **bold**. Food and drink is available on services shown with dark shading.

For help: see 'Using Your Timetable' on page 9

⑦ ⑦

Cardiff Ctl ⑦		2048						
Newport		2102						
Severn Tnl Jn		-						
Caldicot		-						
Chepstow		-						
Lydney		-						
Bristol TM ⑩		-						
Bristol Pkwy ⑦		-						
Gloucester		2144						
Gloucester ⑦		2149						
Cheltenham		2159						
Ashchurch		-						
Worcester Pkwy		2214						
University		2239						
Bham New St ⑫		2245						
Bham New St 2222	2249							
Water Orton	-	-						
Coleshill	2236	-						
Nuneaton	2251	-						
Hinckley	2258	-						
Narborough	2306	-						
South Wigston	2311	-						
Leicester	2318	-						
Leicester		-						
Wilnecote		2304						
Tamworth		2308						
Burton		2320						
Willington		-						
Derby		2331						
Derby ⑥								
Spondon								
Long Eaton								
Attenborough								
Beeston								
Nottingham ⑧								
Melton Mowbray								
Oakham								
Stamford								
Peterboro								
Peterboro ⑧								
Whittlesea								
March								
Manea								
Ely ⑥								
Cambridge								
Cambridge								
Audley End								
Stansted Apt →								

Cardiff & Birmingham to Nottingham. Birmingham to Leicester, Cambridge & Stansted

(Includes all services between Bristol & Derby)

Sundays

Notes: see page 95

Features	1	2	3	4	5
Period of operation and Notes	M				
Cardiff Central 7	d				
Newport (South Wales)	d				
Severn Tunnel Junction	d				
Caldicot	d				
Chepstow	d				
Lydney	d				
Bristol Temple Meads 10	d				
Bristol Parkway 7	d				
Gloucester	a				
Gloucester 7	d				
Cheltenham Spa	d				
Ashchurch for Tewkesbury	d				
Worcestershire Parkway	d				
University	d				
Birmingham New Street 12	a				
Birmingham New Street	d	0903	0952		
Water Orton	d	-	-		
Coleshill Parkway	d	-	1006		
Nuneaton	d	-	1021		
Hinckley	d	-	1028		
Narborough	d	-	1036		
South Wigston	d	-	1041		
Leicester	a	-	1048		
Leicester	d	-			
Wilnecote	d	-			
Tamworth	d	0919			
Burton-on-Trent	d	0930			
Willington	d	-			
Derby	a	0940			
Derby 6	d				
Spondon	a				
Long Eaton	a				
Attenborough	a				
Beeston	a				
Nottingham 8	a				
Melton Mowbray	d				
Oakham	d				
Stamford	d				
Peterborough	a				
Peterborough 8	d				
Whittlesea	a				
March	d				
Manea	a				
Ely 6	d				
Cambridge	a				
Cambridge	d		0915	1015	1115
Audley End	a		0929	1029	1129
Stansted Airport →	a		0945	1045	1145

Times may vary at weekends to allow track improvement work to take place. Please check before travelling by visiting crosscountrytrains.co.uk or calling National Rail Enquiries on 03457 48 49 50

Please note : All direct services are shown in **bold**. Food and drink is available on services shown with dark shading.

For help: see 'Using Your Timetable' on page 9

	1 M	⌚	⌚	1 M		⌚	1 M
Cardiff Ctl 7							
Newport							
Severn Tnl Jn							
Caldicot							
Chepstow							
Lydney							
Bristol TM 10				0915			1031
Bristol Pkwy 7				0924			1040
Gloucester				0950			-
Gloucester 7				1002			-
Cheltenham				1011			1111
Ashchurch				-			-
Worcester Pkwy				-			-
University				-			-
Bham New St 12				1049			1149
Bham New St	1003	1052		1103	1122	1149	1152
Water Orton	-	-		-	-	-	-
Coleshill	-	1106		-	1136	-	1206
Nuneaton	-	1121		-	1151	-	1221
Hinckley	-	1128		-	-	-	1228
Narborough	-	1136		-	-	-	1236
South Wigston	-	1141		-	-	-	1241
Leicester	-	1148		-	1210	-	1248
Leicester	-			-	1212	-	-
Wilnecote	-			-	-	-	-
Tamworth	1019			1119	-	1206	1219
Burton	1030			1130	-	1218	-
Willington	-			-	-	-	-
Derby	1040			1140	-	1229	1237
Derby 6					-	1233	
Spondon					-	-	
Long Eaton					-	-	
Attenborough					-	-	
Beeston					-	-	
Nottingham 8					-	1253	
Melton Mwbray					1228		
Oakham					1240		
Stamford					1254		
Peterboro					1307		
Peterboro 8					1319		
Whittlesea					-		
March					1335		
Manea					-		
Ely 6					1353		
Cambridge					1408		
Cambridge			1315		1415		
Audley End			1329		-		
Stansted Apt →			1345		1445		

Cardiff & Birmingham to Nottingham. Birmingham to Leicester, Cambridge & Stansted

(Includes all services between Bristol & Derby)

Sundays

Notes: see page 95

Features

1

⓪

1

Period of operation and Notes

T

O

Cardiff Central ⁷	d					
Newport (South Wales)	d					
Severn Tunnel Junction	d					
Caldicot	d					
Chepstow	d					
Lydney	d					
Bristol Temple Meads ¹⁰	d				1131	
Bristol Parkway ⁷	d				1140	
Gloucester	a				-	
Gloucester ⁷	d				-	
Cheltenham Spa	d				1211	
Ashchurch for Tewkesbury	d				-	
Worcestershire Parkway	d				-	
University	d				-	
Birmingham New Street ¹²	a				1249	
Birmingham New Street	d	1222	1245	1249	1252	1303
Water Orton	d	-	-	-	-	-
Coleshill Parkway	d	1236	-	-	1306	-
Nuneaton	d	1251	-	-	1321	-
Hinckley	d	-	-	-	1328	-
Narborough	d	-	-	-	1336	-
South Wigston	d	-	-	-	-	-
Leicester	a	1316	-	-	1346	-
Leicester	d	1318	-	-	-	1416
Wilnecote	d	-	-	-	-	-
Tamworth	d	-	-	1306	-	-
Burton-on-Trent	d	-	-	1318	1326	-
Willington	d	-	-	-	-	-
Derby	a	-	1315	1330	1336	-
Derby ⁶	d	-		1334		-
Spondon	a	-		-		-
Long Eaton	a	-		-		-
Attenborough	a	-		-		-
Beeston	a	-		-		-
Nottingham ⁸	a	-		1354		-
Melton Mowbray	d	1334				1433
Oakham	d	1346				1444
Stamford	d	1400				1458
Peterborough	a	1413				1512
Peterborough ⁸	d	1419				1519
Whittlesea	a	-				-
March	d	1435				1535
Manea	a	-				-
Ely ⁶	d	1453				1553
Cambridge	a	1508				1608
Cambridge	d	1515				1615
Audley End	a	-				-
Stansted Airport →	a	1545				1645

Times may vary at weekends to allow track improvement work to take place. Please check before travelling by visiting crosscountrytrains.co.uk or calling National Rail Enquiries on 03457 48 49 50

Please note : All direct services are shown in **bold**. Food and drink is available on services shown with dark shading.

For help: see 'Using Your Timetable' on page 9

			①	①	①	①	
			Q	T	V		
Cardiff Ctl 7	1145					1245	
Newport	1159					1259	
Severn Tnl Jn	-					-	
Caldicot	-					-	
Chepstow	-					-	
Lydney	-					-	
Bristol TM 10	-		1231		1300	-	
Bristol Pkwy 7	-		1240		1309	-	
Gloucester	1241		-		-	1341	
Gloucester 7	1249		-		-	1349	
Cheltenham	1259		1311		1340	1359	
Ashchurch	-		-		-	-	
Worcester Pkwy	1314		-		-	1414	
University	1339		-		-	1439	
Bham New St 12	1345		1349		1418	1445	
Bham New St	1349	1352	1403	1422	1428	1449	1452
Water Orton	-	-	-	-	-	-	-
Coleshill	-	1406	-	1436	-	-	1506
Nuneaton	-	1421	-	1451	-	-	1521
Hinckley	-	1428	-	-	-	-	1528
Narborough	-	1436	-	-	-	-	1536
South Wigston	-	1441	-	-	-	-	1541
Leicester	-	1448	-	1515	-	-	1550
Leicester	-	-	-	1516	-	-	-
Wilnecote	-	-	-	-	-	1504	
Tamworth	1406		1419	-	-	1508	
Burton	1418		-	-	-	1520	
Willington	-		-	-	-	-	
Derby	1429		1437	-	1458	1531	
Derby 6	1433		-	-	-	1535	
Spondon	-		-	-	-	-	
Long Eaton	-		-	-	-	-	
Attenborough	-		-	-	-	-	
Beeston	-		-	-	-	-	
Nottingham 8	1453		-	-	-	1555	
Melton Mowbray				1533			
Oakham				1544			
Stamford				1558			
Peterboro				1613			
Peterboro 8				1619			
Whittlesea				-			
March				1635			
Manea				-			
Ely 6				1653			
Cambridge				1708			
Cambridge				1715			
Audley End				-			
Stansted Apt →				1745			

Cardiff & Birmingham to Nottingham. Birmingham to Leicester, Cambridge & Stansted

(Includes all services between Bristol & Derby)

Sundays

Notes: see page 95

Features		1	2	1	1	2	2
Period of operation and Notes		M		V	P		
Cardiff Central 7	d					1345	
Newport (South Wales)	d					1359	
Severn Tunnel Junction	d					-	
Caldicot	d					-	
Chepstow	d					-	
Lydney	d					-	
Bristol Temple Meads 10	d	1331		1400		-	
Bristol Parkway 7	d	1340		1409		-	
Gloucester	a	-		-		1441	
Gloucester 7	d	-		-		1449	
Cheltenham Spa	d	1411		1440		1459	
Ashchurch for Tewkesbury	d	-		-		-	
Worcestershire Parkway	d	-		-		1514	
University	d	-		-		1539	
Birmingham New Street 12	a	1449		1518		1545	
Birmingham New Street	d	1503	1522		1528	1549	1552
Water Orton	d	-	-		-	-	-
Coleshill Parkway	d	-	1536		-	-	1606
Nuneaton	d	-	1551		-	-	1621
Hinckley	d	-	-		-	-	1628
Narborough	d	-	-		-	-	1636
South Wigston	d	-	-		-	-	1641
Leicester	a	-	1615		-	-	1648
Leicester	d	-	1616		-	-	
Wilnecote	d	-	-		-	-	
Tamworth	d	-	-		-	1606	
Burton-on-Trent	d	1526	-		-	1618	
Willington	d	-	-		-	-	
Derby	a	1536	-		1558	1629	
Derby 6	d		-			1633	
Spondon	a		-			-	
Long Eaton	a		-			-	
Attenborough	a		-			-	
Beeston	a		-			-	
Nottingham 8	a		-			1653	
Melton Mowbray	d		1633				
Oakham	d		1644				
Stamford	d		1658				
Peterborough	a		1712				
Peterborough 8	d		1719				
Whittlesea	a		-				
March	d		1735				
Manea	a		-				
Ely 6	d		1753				
Cambridge	a		1808				
Cambridge	d		1815				
Audley End	a		-				
Stansted Airport →	a		1845				

Times may vary at weekends to allow track improvement work to take place. Please check before travelling by visiting crosscountrytrains.co.uk or calling National Rail Enquiries on 03457 48 49 50

Please note : All direct services are shown in **bold**. Food and drink is available on services shown with dark shading.

For help: see 'Using Your Timetable' on page 9

	1 M	2	1 V	1 T	2	2	1 M	2
Cardiff Ctl 7					1445			
Newport					1459			
Severn Tnl Jn					-			
Caldicot					-			
Chepstow					-			
Lydney					-			
Bristol TM 10	1431		1500		-		1531	
Bristol Pkwy 7	1440		1509		-		1540	
Gloucester	-		-		1541		-	
Gloucester 7	-		-		1549		-	
Cheltenham	1511		1540		1559		1611	
Ashchurch	-		-		-		-	
Worcester Pkwy	-		-		1614		-	
University	-		-		1639		-	
Bham New St 12	1549		1618		1645		1650	
Bham New St	1603	1622		1628	1649	1652	1703	1722
Water Orton	-	-		-	-	-	-	-
Coleshill	-	1636		-	-	1706	-	1736
Nuneaton	-	1651		-	-	1721	-	1751
Hinckley	-	-		-	-	1728	-	-
Narborough	-	-		-	-	1736	-	-
South Wigston	-	-		-	-	1741	-	-
Leicester	-	1713		-	-	1750	-	1810
Leicester	-	1714		-	-		-	1812
Wilnecote	-	-		-	-		-	-
Tamworth	1619	-		-	1706		-	-
Burton	-	-		-	1718		1726	-
Willington	-	-		-	-		-	-
Derby	1637	-		1658	1729		1736	-
Derby 6		-			1733			-
Spondon		-			-			-
Long Eaton		-			-			-
Attenborough		-			-			-
Beeston		-			-			-
Nottingham 8		-			1755			-
Melton Mowbray		1730						1830
Oakham		1742						1842
Stamford		1756						1856
Peterboro		1810						1909
Peterboro 8		1819						1919
Whittlesea		-						-
March		1835						1935
Manea		-						-
Ely 6		1853						1953
Cambridge		1908						2008
Cambridge		1915						2015
Audley End		-						-
Stansted Apt →		1945						2045

Cardiff & Birmingham to Nottingham. Birmingham to Leicester, Cambridge & Stansted

(Includes all services between Bristol & Derby)

Sundays

Notes: see page 95

Features		1	1	⓪	⓪	1	⓪
Period of operation and Notes		V	T			M	
Cardiff Central 7	d			1545			
Newport (South Wales)	d			1559			
Severn Tunnel Junction	d			-			
Caldicot	d			-			
Chepstow	d			-			
Lydney	d			-			
Bristol Temple Meads 10	d	1600		-		1631	
Bristol Parkway 7	a	1609		-		1640	
Gloucester	a	-		1641		-	
Gloucester 7	d	-		1649		-	
Cheltenham Spa	d	1639		1659		1711	
Ashchurch for Tewkesbury	d	-		-		-	
Worcestershire Parkway	d	-		1714		-	
University	d	-		1739		-	
Birmingham New Street 12	a	1718		1745		1749	
Birmingham New Street	d		1728	1749	1752	1803	1822
Water Orton	d		-	-	-	-	-
Coleshill Parkway	d		-	-	1806	-	1836
Nuneaton	d		-	-	1821	-	1851
Hinckley	d		-	-	1828	-	-
Narborough	d		-	-	1836	-	-
South Wigston	d		-	-	1841	-	-
Leicester	a		-	-	1851	-	1910
Leicester	d		-	-	-	-	1912
Wilnecote	d		-	-	-	-	-
Tamworth	d		-	1806		1819	-
Burton-on-Trent	d		-	1818		-	-
Willington	d		-	-	-	-	-
Derby	a		1800	1829		1837	-
Derby 6	d			1833			-
Spondon	a			-			-
Long Eaton	a			-			-
Attenborough	a			-			-
Beeston	a			-			-
Nottingham 8	a			1855			-
Melton Mowbray	d						1928
Oakham	d						1940
Stamford	d						1954
Peterborough	a						2007
Peterborough 8	d						2019
Whittlesea	a						-
March	d						2035
Manea	a						-
Ely 6	d						2053
Cambridge	a						2108
Cambridge	d						2115
Audley End	a						-
Stansted Airport →	a						2145

Times may vary at weekends to allow track improvement work to take place. Please check before travelling by visiting crosscountrytrains.co.uk or calling National Rail Enquiries on 03457 48 49 50

Please note : All direct services are shown in **bold**. Food and drink is available on services shown with dark shading.

For help: see 'Using Your Timetable' on page 9

			⑦	①	①	⑦	①	⑦	⑦
			S				T		
Cardiff Ctl ⑦	1645							1745	
Newport	1659							1759	
Severn Tnl Jn	-							-	
Caldicot	-							-	
Chepstow	-							-	
Lydney	-							-	
Bristol TM ⑩	-		1731	1800				-	
Bristol Pkwy ⑦	-		1740	1809				-	
Gloucester	1741		-	-				1841	
Gloucester ⑦	1749		-	-				1849	
Cheltenham	1759		1811	1840				1859	
Ashchurch	-		-	-				-	
Worcester Pkwy	1814		-	-				1914	
University	1839		-	-				1939	
Bham New St ⑫	1845		1849	1918				1945	
Bham New St	1849	1852	1903		1922	1928	1949	1952	
Water Orton	-	-	-		-	-	-	-	
Colehill	-	1906	-		1936	-	-	2006	
Nuneaton	-	1921	-		1951	-	-	2021	
Hinckley	-	1928	-		-	-	-	2028	
Narborough	-	1936	-		-	-	-	2036	
South Wigston	-	1941	-		-	-	-	2041	
Leicester	-	1951	-		2011	-	-	2051	
Leicester	-		-		2012	-	-		
Wilnecote	1904		-		-	-	-		
Tamworth	1908		-		-	-	2006		
Burton	1920		1925		-	-	2017		
Willington	-		-		-	-	-		
Derby	1931		1936		-	1958	2029		
Derby ⑥	1937				-		2034		
Spondon	-				-		-		
Long Eaton	-				-		-		
Attenborough	-				-		-		
Beeston	-				-		-		
Nottingham ⑧	1957				-		2054		
Melton Mowbray					2028				
Oakham					2040				
Stamford					2055				
Peterboro					2109				
Peterboro ⑧					2119				
Whittlesea					-				
March					2135				
Manea					-				
Ely ⑥					2153				
Cambridge					2208				
Cambridge					2215				
Audley End					-				
Stansted Apt →					2245				

Cardiff & Birmingham to Nottingham. Birmingham to Leicester, Cambridge & Stansted

(Includes all services between Bristol & Derby)

Sundays

Notes: see page 95

Features		1	1	②	②	1
Period of operation and Notes		S				S
Cardiff Central 7	d				1845	
Newport (South Wales)	d				1859	
Severn Tunnel Junction	d				-	
Caldicot	d				-	
Chepstow	d				-	
Lydney	d				-	
Bristol Temple Meads 10	d	1831	1900		-	1931
Bristol Parkway 7	d	1840	1909		-	1940
Gloucester	a	-	-		1943	-
Gloucester 7	d	-	-		1949	-
Cheltenham Spa	d	1911	1940		1959	2011
Ashchurch for Tewkesbury	d	-	-		-	-
Worcestershire Parkway	d	-	-		2014	-
University	d	-	-		2039	-
Birmingham New Street 12	a	1949	2018		2045	2049
Birmingham New Street	d	2003		2022	2049	2052
Water Orton	d	-		-	-	-
Coleshill Parkway	d	-		2036	-	2106
Nuneaton	d	-		2051	-	2121
Hinckley	d	-		-	-	2128
Narborough	d	-		-	-	2136
South Wigston	d	-		-	-	2141
Leicester	a	-		2110	-	2150
Leicester	d	-		2112	-	-
Wilnecote	d	-		-	-	-
Tamworth	d	2019		-	2106	2119
Burton-on-Trent	d	-		-	2117	2130
Willington	d	-		-	-	-
Derby	a	2037		-	2129	2140
Derby 6	d			-	2134	
Spondon	a			-	-	
Long Eaton	a			-	-	
Attenborough	a			-	-	
Beeston	a			-	-	
Nottingham 8	a			-	2154	
Melton Mowbray	d			2128		
Oakham	d			2140		
Stamford	d			2154		
Peterborough	a			2207		
Peterborough 8	d			2217		
Whittlesea	a			-		
March	d			2233		
Manea	a			-		
Ely 6	d			2251		
Cambridge	a			2306		
Cambridge	d					
Audley End	a					
Stansted Airport →	a					

Times may vary at weekends to allow track improvement work to take place. Please check before travelling by visiting crosscountrytrains.co.uk or calling National Rail Enquiries on 03457 48 49 50

Please note : All direct services are shown in **bold**. Food and drink is available on services shown with dark shading.

For help: see 'Using Your Timetable' on page 9

1 Z 1 Z 1 Z
S

Cardiff Ctl 7		1945		2045			
Newport		1959		2059			
Severn Tnl Jn		-		-			
Caldicot		-		-			
Chepstow		-		-			
Lydney		-		-			
Bristol TM 10	2000	-	2032	-	2210		
Bristol Pkwy 7	2009	-	2041	-	2219		
Gloucester	-	2047	-	2141	-		
Gloucester 7	-	2049	-	2149	-		
Cheltenham	2040	2059	2111	2159	2250		
Ashchurch	-	-	-	-	-		
Worcester Pkwy	-	2114	-	2214	-		
University	-	2139	-	2239	-		
Bham New St 12	2118	2145	2149	2245	2338		
Bham New St		2152	2203				
Water Orton		-	-				
Coleshill		2206	-				
Nuneaton		2221	-				
Hinckley		2228	-				
Narborough		2236	-				
South Wigston		2241	-				
Leicester		2248	-				
Leicester			-				
Wilnecote			-				
Tamworth			2219				
Burton			-				
Willington			-				
Derby			2237				
Derby 6							
Spondon							
Long Eaton							
Attenborough							
Beeston							
Nottingham 8							
Melton Mowbray							
Oakham							
Stamford							
Peterboro							
Peterboro 8							
Whittlesea							
March							
Manea							
Ely 6							
Cambridge							
Cambridge							
Audley End							
Stansted Apt →							







Notes

Additional services are provided by other train companies, contact National Rail Enquiries for full service information.

- a Arrival time
- d Departure time
- s Stops to set down only

Period of operations and notes

- A Fridays arrives Newport 2215 and Cardiff Central 2229
- EMR Service operated by East Midlands Railway
- G Continues to Reading
- H Continues to Paignton
- I Mondays to Thursdays continues to Dundee. Fridays continues to Aberdeen
- J Continues to Plymouth
- J1 Continues to Plymouth / Cardiff Central
- K Continues to Bournemouth
- L Continues to Penzance
- M Continues to Edinburgh Waverley
- N Continues to Aberdeen
- O Continues to Dundee
- P Continues to York
- Q Continues to Glasgow Central
- S Continues to Leeds
- T Continues to Newcastle
- V Continues to Manchester Piccadilly

-  A seat reservation is strongly advised as these services are usually very busy.
-  Refreshments are not available on these services.
-  First class seating available.
-  Service operated by rail replacement road transport.
-  Train Divides.
-  Train Joins.

After your journey

We hope you enjoyed travelling with us.

Lost property

Has one of your items gone on an adventure of its own? We'll do all we can to help reunite you with it. If it's on board, it'll be taken off at the station where the train ends its journey. And then handed to their lost property office. Email or call our Customer Relations Team and they'll be able to provide you with the details of the train company responsible for that station. And if you've left something at a station, we'll provide the contact details for the train company responsible for that station.

Email lost.property@crosscountrytrains.co.uk

Telephone 03447 369 123

Your feedback

We always enjoy hearing what you have to say. If you have any comments, complaints or suggestions, there are several ways to get in touch:

Email customer.relations@crosscountrytrains.co.uk


Telephone 03447 369 123

Fax 0121 200 6005

Textphone 0121 200 6420

Post Customer Relations Manager
CrossCountry, Cannon House
18 The Priory Queensway
Birmingham B4 6BS

 **@CrossCountryUK**

 **Facebook.com/Crosscountrytrains**

If you aren't happy with your response, you can ask to speak directly with one of our managers. And if the issue isn't resolved to your satisfaction, you can contact the Rail Ombudsman by:

Email info@railombudsman.org

Telephone 0330 094 0362

Post FREEPOST – RAIL OMBUDSMAN



Published by CrossCountry

Registered Office: XC Trains Ltd, Admiral Way,
Doxford International Business Park,
Sunderland SR3 3XP

Registered in England and Wales No. 04402048

Timetable data originated by Adare SEC
Park Mill, Wakefield Rd, Clayton West,
Huddersfield HD8 9QQ

The information contained in this booklet is correct
at date of publication but changes may occur.

Book 2 18 May 2025 – 13 December 2025 XC2026

Take us on Your Journey

Our Services

The South West
to Birmingham,
Manchester, the
North East and
Scotland

Reading to
Birmingham and
the North East

The South Coast
and Reading to
Birmingham and
Manchester

Birmingham
to Leicester,
Cambridge and
Stansted Airport

Cardiff to
Birmingham
and Nottingham



Please note,
not all stations
are shown

crosscountry

